

4-1-2003

Design of an adequate women's asylum : analysis and architectonic proposal for a home for women with children in need

Carmelina Alvarez-Giboyeaux
Florida International University

DOI: 10.25148/etd.FI14032301

Follow this and additional works at: <https://digitalcommons.fiu.edu/etd>

 Part of the [Architecture Commons](#)

Recommended Citation

Alvarez-Giboyeaux, Carmelina, "Design of an adequate women's asylum : analysis and architectonic proposal for a home for women with children in need" (2003). *FIU Electronic Theses and Dissertations*. 1344.
<https://digitalcommons.fiu.edu/etd/1344>

This work is brought to you for free and open access by the University Graduate School at FIU Digital Commons. It has been accepted for inclusion in FIU Electronic Theses and Dissertations by an authorized administrator of FIU Digital Commons. For more information, please contact dcc@fiu.edu.

© COPYRIGHT 2004 BY CARMELINA ÁLVAREZ-GIBOYEUX

ALL RIGHTS RESERVED.

DEDICATION

THIS THESIS IS DEDICATED TO MY MOTHER, WHO WILL ALWAYS BE MY SOURCE OF INSPIRATION, FOR HER UNDERSTANDING AND UNCONDITIONAL LOVE, TO MY NIECES FRANSHEKA AND VALERIA ÁLVAREZ, WHO LOOK AT ME AS A MODEL FOR THEIR FUTURE, TO MY BROTHERS AND SISTERS, WHO ARE ALSO MY FRIENDS, AND TO MY FRIEND CATERINA SERGIU, WHO HELPED ME WHEN I NEEDED HER. AND THE DEEPEST THANKS TO LUIS, FOR BELIEVING IN ME; WITHOUT HIS UNDERSTANDING AND SUPPORT, THE COMPLETION OF MY THESIS WOULD NOT HAVE BEEN POSSIBLE.

ACKNOWLEDGMENTS

I OWE THANKS TO ALL THE MEMBERS OF MY COMMITTEE FOR THEIR SUPPORT AND TIME. WITHOUT THEIR INTUITIVE OPINIONS THIS PROJECT COULD NOT HAVE BEEN COMPLETED. I WISH TO THANK PROFESSOR WILLIAM McMINN FOR HIS VALUABLE TIME AND QUALITATIVE INTEREST. I AM ALSO VERY APPRECIATIVE TO PROFESSOR JOHN STUART, NOT ONLY FOR HIS GUIDANCE ON MY THESIS RESEARCH BUT ALSO FOR HIS OUTSTANDING CRITIQUES. FINALLY, I WOULD LIKE TO GREATLY THANK MY MAJOR PROFESSOR, GISELA LÓPEZ-MATA, FOR HER UNDERSTANDING OF MY IDEALS AND FOR HER ONGOING RESEARCH IN SUPPORT OF MY PROJECT.

ABSTRACT OF THE THESIS

DESIGN OF AN ADEQUATE WOMEN'S ASYLUM: ANALYSIS AND
ARCHITECTONIC PROPOSAL FOR A HOME FOR WOMEN WITH CHILDREN IN
NEED

BY

CARMELINA ÁLVAREZ-GIBOYEUX

FLORIDA INTERNATIONAL UNIVERSITY, 2004

MIAMI, FLORIDA

PROFESSOR GISELA LÓPEZ-MATA, MAJOR PROFESSOR

THE PURPOSE OF THIS STUDY WAS TO ARCHITECTURALLY DESIGN A SAFE SPACE WHERE ABUSED WOMEN WITH CHILDREN CAN GO TO ENCOURAGE CHANGES IN ATTITUDES, BELIEFS, FEELINGS, AND BEHAVIORAL PATTERNS THAT HOLD BACK THE PROGRESS OF VICTIMS TOWARD MORE SATISFYING LIVES.

THIS STUDY THEN ACHIEVES THE CONDITIONS IN EXISTING BATTERED WOMEN'S SHELTERS FACILITIES IN ORDER TO UNDERSTAND THE BUILDING PROGRAMMING. SEVERAL PROBLEMS WERE IDENTIFIED. EXISTING SHELTERS TYPICALLY ISOLATE BATTERED WOMEN FROM SOCIETY, LOCATING THEM FAR FROM THE URBAN CONTEXT. THEY ENCOURAGE ONLY MINIMAL EDUCATION AND LACK SPACES THAT ENHANCE POSITIVE THINKING. CONSIDERATIONS FOR DESIGN STRATEGIES WERE DIVIDED INTO DIFFERENT VARIABLES: THE FABRIC OF THE CITY, THE SURROUNDINGS, THE PRIVATE AND PUBLIC SPACES, AND ELEMENTS USED IN THERAPEUTIC SPACES SUCH AS LIGHTING, MATERIALITY, AND NATURAL ELEMENTS. THIS RESEARCH USED SIGNIFICANT FINDINGS TO CREATE A NEW ASYLUM DESIGN TYPOLOGY, WHICH WOULD BE SAFE DURING THE THERAPEUTIC PROCESS AND PREPARES WOMEN FOR A SUCCESSFUL SOCIAL INTEGRATION.

TABLE OF CONTENTS

CHAPTER	PAGE	CHAPTER	PAGE
CHAPTER I : INTRODUCTION	1	CHAPTER VIII : ARCHITECTURE FOR PROTECTION AND FACILITATION	54
CHAPTER II : HISTORICAL BACKGROUND	6	A. SCHEMATIC MODELS	54
A. CHRONOLOGY OF TYPOLOGICAL DEVELOPMENT IN WOMEN'S SHELTERS	6	B. PROJECT PROPOSALS	55
B. THE HISTORICAL DEVELOPMENT OF WOMEN'S RIGHTS	8	C. BUILDING SYSTEM AND PROGRAM	58
CHAPTER III : WOMEN, CHILDREN AND THE HOME.....	14	D. DESCRIPTIVE OVERVIEW.....	61
A. VIOLENCE AGAINST WOMEN.....	14	E. BUILDING MODEL.....	67
B. SHELTERS AS A REFUGE FOR WOMEN	15	F. SITE MODEL	68
C. PRESERVING CHILDHOOD IN SHELTERS.....	19	G. ARCHITECTURAL DRAWINGS.....	69
CHAPTER IV : CASE STUDIES.....	24	CHAPTER IX : CONCLUSION	84
A. CASE STUDY A: AGAPE WOMEN'S MINISTRIES IN HOMESTEAD, FLORIDA.....	24	REFERENCES.....	86
B. CASE STUDY B: YMCA WOMEN SHELTER, CINCINNATI, OHIO	27		
C. CASE STUDY C: CARPENTER SHELTER, ALEXANDRIA, VIRGINIA	29		
CHAPTER V : STATISTICAL DATA	32		
A. NATIONAL AND STATE STATISTICS	32		
CHAPTER VI : SITE ANALYSIS	34		
A. URBAN ANALYSIS	34		
B. PROJECT SITE	38		
CHAPTER VII : DESIGN STRATEGIES.....	42		
A. DESIGN STRATEGY I: BOUNDARIES.....	42		
B. DESIGN STRATEGY II: LIGHTING.....	45		
C. DESIGN STRATEGY III: ATTACHMENT.....	50		

LIST OF FIGURES

FIGURE	PAGE	FIGURE	PAGE
1. CASA DI SOCCORRO DI SAN PAOLO PHOTOGRAPH	1	18. CORRIDORS AND ENTRY, DIAGRAM SKETCH	22
2. CHILD IN SHELTER PHOTOGRAPH	3	19. RIGHT-OF-WAY ROADS, DIAGRAM SKETCH	22
3. INTRODUCTORY IMAGES MIXED MEDIA	4	20. AGAPE SURROUNDING SITE PHOTOGRAPH	24
4. 1970s WOMEN'S SHELTER TYPOLOGY PHOTOGRAPHS	8	21. MAIN BUILDING OF AGAPE WOMEN'S MINISTRIES PHOTOGRAPH	24
5. WOMEN'S CAMPAIGNS, LATE 1880s PHOTOGRAPHS	9	22. RESIDENCES OF AGAPE WOMEN'S MINISTRIES PHOTOGRAPH	24
6. CECIL WEINER AND HELEN WILLIAMS PHOTOGRAPH	10	23. AGAPE SHELTER, NEW FACILITIES AXONOMETRIC DRAWING	25
7. WOMEN'S RIGHTS HISTORICAL DEVELOPMENT PHOTOMONTAGE MIXED MEDIA	12	24. AGAPE SHELTER, AERIAL VIEW AERIAL PHOTOGRAPH	25
8. CHARACTERISTICS OF DOMESTIC VIOLENCE TABLE	15	25. AGAPE SHELTER, NEW FACILITIES, PLAN & ELEVATION ARCHITECTURAL DRAWING	25
9. IDEAL LOCATION FOR SHELTERS SKETCH	18	26. AGAPE SHELTER, NEW FACILITIES, FLOOR PLAN OF TYPICAL COTTAGES ARCHITECTURAL DRAWING	26
10. COMMUNITY INTERACTIONS SKETCH	18	27. AGAPE SHELTER, NEW FACILITIES, ELEVATION OF TYPICAL COTTAGES ARCHITECTURAL DRAWING	26
11. FREEDOM OF CHOICE SKETCH	18	28. AGAPE SHELTER, NEW FACILITIES, SITE PLAN ARCHITECTURAL DRAWING	27
12. CONTINUUM OF SOCIAL INTERACTION SKETCH	18	29. YMCA WOMEN'S SHELTER FLOOR PLANS ARCHITECTURAL DRAWING	28
13. NEIGHBORHOOD ANALYSIS SKETCH	19	30. YMCA WOMEN'S SHELTER INTERIOR PHOTOGRAPHS	28
14. NATURAL LIGHTING IN SHELTER SKETCH	19	31. CHILDREN IN ALEXANDRIA SHELTER PHOTOGRAPH	29
15. COVER OF BOOK, <i>CHILDHOOD FOR CHILDREN IN SHELTERS</i> IMAGE	21	32. WOMAN IN HER ROOM PHOTOGRAPH	29
16. CHILDREN'S OUTDOOR PLAY AREA SKETCH	21	33. CARPENTER WOMEN'S SHELTER PHOTOGRAPHS	30
17. RESIDENT PARKING SKETCH	21	34. STATISTICAL DATA INDICATOR MAP FOR MIAMI, FLORIDA DRAWING	32

FIGURE	PAGE	FIGURE	PAGE
35. PLAT MAP OF SELECTED SITE ARCHITECTURAL DRAWING	35	52. ROOF VIEW AS LIGHTING STRATEGY COMPUTER RENDERING	47
36. PHOTOMONTAGE OF AERIAL VIEW OF SELECTED SITE PHOTOGRAPHS	36	53. INTERIOR HALLWAYS AS LIGHTING STRATEGY COMPUTER RENDERING	48
37. PHOTOMONTAGE OF SURROUNDINGS OF SELECTED SITE MIXED MEDIA	36	54. MEDITATION ROOM AS LIGHTING STRATEGY COMPUTER RENDERING	48
38. URBAN ANALYSIS DIAGRAMS ARCHITECTURAL DRAWINGS	37	55. APARTMENT INTERIORS AS LIGHTING STRATEGY COMPUTER RENDERING	49
39. JACKSON MEMORIAL HOSPITAL, 1 BUILDING PHOTOGRAPH	38	56. BEDROOM AS LIGHTING STRATEGY COMPUTER RENDERING	49
40. PHOTOMONTAGE OF SELECTED SITE PHOTOGRAPHS	39	57. CHILDCARE LOCATION DIAGRAM COMPUTER RENDERING	51
41. PROJECT SITE DIAGRAM ARCHITECTURAL DRAWINGS	40	58. WOMEN READING WITH CHILD PHOTOGRAPH	51
42. BOUNDARY SITE SKETCHES SKETCHES	43	59. CHILDCARE LOCATION, NORTH VIEW COMPUTER RENDERING	52
43. BOUNDARY STRATEGY STUDY MIXED MEDIA	43	60. CHILDCARE LOCATION, ROOF TERRACE VIEW COMPUTER RENDERING	52
44. BOUNDARY DRAWING COMPUTER DRAWING	44	61. SCHEMATIC MODELS PHOTOGRAPHS	54
45. BOUNDARY AS INTERIOR STRATEGY MIXED MEDIA	44	62. PROPOSAL A, FLOOR PLAN AND SKETCH MIXED MEDIA	55
46. BOUNDARY AS EXTERIOR STRATEGY COMPUTER RENDERING	44	63. PROPOSAL B, FLOOR PLAN AND MODEL PHOTOGRAPH MIXED MEDIA	56
47. NATURAL LIGHTING EFFECT SKETCH	45	64. PROPOSAL C, FLOOR PLAN AND SKETCH MIXED MEDIA	57
48. EAST FAÇADE AS LIGHTING STRATEGY COMPUTER RENDERING	46	65. DESCRIPTIVE OVERVIEW DIAGRAMS COMPUTER DRAWINGS	60
49. INTERIOR HALLWAYS AS LIGHTING STRATEGY COMPUTER RENDERING	46	66. SECTIONAL MODEL OF EAST CLADDING SYSTEM ARCHITECTURAL MODEL	61
50. INTERIOR VIEW OF COURTYARD COMPUTER RENDERING	47	67. EAST FAÇADE CLADDING SYSTEM COMPUTER RENDERING	61
51. ROOF STUDY AS LIGHTING STRATEGY BENDED ACRYLICS	47	68. STUDY OF INNER FAÇADE COMPUTER RENDERING	62

FIGURE	PAGE	FIGURE	PAGE
69. INTERIOR COURTYARD, AXONOMETRIC VIEW COMPUTER RENDERING	62	86. LONGITUDINAL SECTION ARCHITECTURAL DRAWING	74
70. INTERIOR COURTYARD COMPUTER RENDERING	63	87. SECTION AA ARCHITECTURAL DRAWING	75
71. INNER CLADDING SYSTEM MODEL ARCHITECTURAL MODEL	63	88. SECTION BB ARCHITECTURAL DRAWING	76
72. INNER CLADDING SYSTEM, COURTYARD VIEW COMPUTER RENDERING	63	89. EAST ELEVATION ARCHITECTURAL DRAWING	77
73. ROOF STUDY MODELS MOLDED ACRYLICS	64	90. WEST ELEVATION ARCHITECTURAL DRAWING	78
74. ROOF CANOPY, AXONOMETRIC VIEW COMPUTER RENDERING	64	91. SOUTH ELEVATION ARCHITECTURAL DRAWING	79
75. REPRESENTATION OF ROOFTOP GARDEN MIXED MEDIA	64	92. NORTH ELEVATION ARCHITECTURAL DRAWING	80
76. ENTRANCE LOCATION OF BUILDING COMPUTER RENDERING	65	93. WALL DETAIL A ARCHITECTURAL DRAWING	81
77. TYPICAL RESIDENTIAL INTERIOR UNIT COMPUTER RENDERING	65	94. WALL DETAIL B ARCHITECTURAL DRAWING	82
78. MEDITATION SPACES, INTERIOR VIEW COMPUTER RENDERING	66	95. STRUCTURAL FLOOR PLAN ARCHITECTURAL DRAWING	83
79. BUILDING MODEL PHOTOGRAPHS	67	96. BUILDING COMPOSITION RENDERING	85
80. SITE MODELS PHOTOGRAPHS	68		
81. FIRST FLOOR PLAN ARCHITECTURAL DRAWING	69		
82. SECOND FLOOR PLAN ARCHITECTURAL DRAWING	70		
83. THIRD FLOOR PLAN ARCHITECTURAL DRAWING	71		
84. FOURTH FLOOR PLAN ARCHITECTURAL DRAWING	72		
85. FIFTH FLOOR PLAN ARCHITECTURAL DRAWING	73		

CHAPTER I INTRODUCTION

"SINCE THE EARLY 1970S, SHELTERS FOR VICTIMS OF DOMESTIC VIOLENCE HAVE SERVED AS HAVENS FOR HUNDREDS OF THOUSANDS OF ENDANGERED WOMEN AND CHILDREN" (SHOSTACK 2001).

THE FACT THAT SHELTERS FOR BATTERED WOMEN HAVE BEEN IN EXISTENCE FOR OVER FOUR HUNDRED YEARS LENDS WEIGHT TO THE VALUE OF THE SUBJECT MATTER OF THIS THESIS AND CREATES A SENSE OF A CONTINUING COMMITMENT, REGARDLESS OF THE PARTICULAR SOCIAL CONSCIOUSNESS OF THE AGE, RACE, RELIGION OR SOCIAL STATUS OF WOMEN OVER TIME AND ACROSS NATIONAL BOUNDARIES. IT IS CLEAR THAT WOMEN DID NOT SIMPLY HAVE A RANDOM REALIZATION AND BEGIN THINKING IN THE MIDDLE OF THE 1970S ABOUT SHELTERS AS A MEANS FOR REFUGE. IN SIXTEENTH-CENTURY EUROPE THE CONCEPTS OF THE ABUSED AND ABANDONED WIFE WERE COMBINED INTO THE WORD "MALMARITATE," AN UNDERSTATED TERM MEANING UNHAPPILY MARRIED. (COHEN 1992). THE MALMARITATE WAS A WIDELY KNOWN AND POPULAR FIGURE IN EARLY MODERN LITERATURE. AN EXAMPLE OF AN EARLY SHELTER WAS IN ONE OF THE OLDEST CITIES IN SIXTEENTH-CENTURY ITALY, CALLED THE CASA DEL SOCCORSO DI SAN PAOLO (FIGURE 01). IN THIS SHELTER ABUSED WOMEN WERE FORCED TO RESORT TO PROSTITUTION FOR ECONOMIC SURVIVAL (COHEN 1992).



FIGURE

01

CASA DI SOCCORSO DI SAN PAOLO

THE LINKAGE BETWEEN THE HISTORY OF WOMEN'S SHELTERS AND THE HISTORY OF WOMEN'S RIGHTS ADDED A MOTIVATING TOPIC TO THIS THESIS. THE FACT THAT WOMEN'S SHELTERS AND SIMILAR ENTITIES INCREASED IN NUMBER WAS A RESULT OF THE RECOGNITION OF WOMEN'S RIGHTS.

THE HISTORY OF WOMEN'S SHELTERS REVEALS THAT NOT UNTIL 1972 WERE WOMEN'S SHELTERS EXPOSED TO THE PUBLIC EYES (SHOSTACK 2001). AROUND THAT TIME, THE SHELTER MOVEMENT GREW FROM A HANDFUL OF SMALL INFORMAL FACILITIES TO A NATIONWIDE NETWORK OF PROTECTIVE PROGRAMS, MANY WITH LARGE POPULATIONS AND SUBSTANTIAL RESOURCES. THEIR MANAGEMENT HAS BECOME INCREASINGLY COMPLEX WITH A TREMENDOUS INCREASE IN RESIDENTS. IN THE MIDDLE OF THE 1970S, SHELTER OPERATORS HAD LITTLE EXPERIENCE TO GUIDE THEM IN TERMS OF PLANNING AND MANAGING THEIR ESTABLISHMENTS. HOWEVER, OVER THE LAST THREE DECADES MUCH HAS BEEN LEARNED ABOUT SHELTER OPERATIONS.

THE IDEA FOR THE STUDY OF THE ARCHITECTURAL DESIGN AND USER NEEDS OF A REFUGE FOR ABUSED WOMEN WITH CHILDREN WAS AN IDEA THAT CAME FROM MY PREVIOUS STUDY ON GENDER AND ARCHITECTURE. HOWEVER, THE TOPIC OF GENDER AND ARCHITECTURE MADE TOO BROAD A RESEARCH TOPIC TO CONSIDER FOR THIS THESIS. NONETHELESS, AFTER CAREFULLY EXAMINING AND STUDYING GENDERED SPACES THE URGENT NEED FOR KNOWLEDGE ON WORKING WITH A WOMEN'S REFUGE PROJECT BECAME APPARENT. THUS, THE COLLECTION OF INFORMATION FROM EXISTING WOMEN'S SHELTERS FOR THIS TYPE OF RESEARCH WAS VERY INTENSE AND COMPLICATED TO OBTAIN, DUE TO THE DISCRETION OF SHELTERS AS A SECURITY MEASURE.

THERE ARE ONLY A FEW SOURCES AVAILABLE ON HOW TO PLAN AND OPERATE AN EFFECTIVE REFUGE FOR BATTERED WOMEN WITH CHILDREN. THESE SOURCES ARE NOT ONLY ARCHITECTURAL GUIDELINES OR CONCEPTUAL IDEALS BUT ALSO ORGANIZATIONAL PLANS FOR THE BUILDING FACILITIES. THESE ORGANIZATIONAL PLANS WILL BE MENTIONED IN FURTHER CHAPTERS TO BETTER EXPLAIN DESIGN STRATEGIES, PROGRAM DESIGN, CIRCULATION BETWEEN THE BUILDINGS, AND THE SPECIFIC SPACES ADDED TO THE PROGRAM. ILLUSTRATIONS OF THESE ORGANIZATIONAL PLANS WERE OBTAINED FROM SKETCHES BY DR. VERDERVER OF UCLA IN 1985, IN WHICH HE OUTLINES THE CONTENT AND CONTEXT OF A SHELTER AND THE POSSIBILITIES IN CREATING A SAFER SETTING IN A SHELTER FOR ABUSED WOMEN WITH CHILDREN.

SOME OF DR. VERDERVER'S ARCHITECTURAL GUIDELINES HAVE BEEN USED BY MANY SHELTER PLANNERS DURING THE LAST TWO DECADES. HOWEVER, THIS THESIS IS A MODERNIZATION OF DR. VERDERVER'S 1985 STUDY PLANS. THIS MODERNIZATION TAKES INTO CONSIDERATION AN IMPORTANT NEW VARIABLE, WHICH IS THE LARGE INCREASE IN REPORTED CASES OF DOMESTIC VIOLENCE. FOR THAT REASON, I HAVE FORMULATED DESIGN STRATEGIES THAT ESSENTIALLY ADDRESS THE NEEDS FOR PROTECTION AND FACILITATION FOR WOMEN AND CHILDREN IN SHELTERS. THEREFORE, THE DESIGN OF GUIDELINES AND IDENTIFICATION OF NEEDS IN SHELTERS FOR BATTERED WOMEN WERE CONDUCTED USING DESIGN STRATEGIES TO BE FOLLOWED DURING THE COURSE OF THE PROGRAM PLAN AND ARCHITECTURAL DESIGN DEVELOPMENT.

THE METHODOLOGY FOR THIS THESIS WAS BASED ON REAL FINDINGS. THE FIRST TASK WAS THE IDENTIFICATION OF THE DOMESTIC VIOLENCE PROBLEM AND THE NEED FOR A SHELTER. THE SECOND WAS COLLECTING STATISTICAL DATA FROM THE MIAMI-DADE

COUNTY DEPARTMENT OF CHILDREN AND FAMILIES IN ORDER TO IDENTIFY THE COMMUNITY WITH THE MOST REPORTED CASES IN THE MIAMI AREA. FINALLY, ADDITIONAL INFORMATION WAS GATHERED ABOUT THE ACHIEVEMENT OF SHELTERS, ANALYSIS OF CASE STUDIES, THE MOST FAVORABLE LOCATION TO BUILD A REFUGE IN MIAMI, THE QUALITY OF SPACES, AND ISSUES WITH EXISTENT BUILDINGS. AS A RESULT, THE DESIGN OF STRATEGIES, SCHEMATICS, AND PRODUCTION OF ARCHITECTURAL DRAWINGS WAS THE LAST PART FOR THE COMPLETION OF THIS THESIS. IT IS IMPORTANT TO MENTION THAT THE PRIMARY FOCUS OF THE INVESTIGATION WAS TO FIND THE BASIC REQUIRED SPACES FOR WOMEN, CHILDREN, AND STAFF. NONETHELESS, WHERE TO LOCATE A SHELTER WAS AN ESSENTIAL AND CONTROVERSIAL TOPIC OF DISCUSSION COVERED DURING THE COURSE OF THE RESEARCH.

AS MENTIONED BEFORE, THE ACTUAL CASE STUDIES WERE USED AS AN EVALUATION TOOL FOR EXISTENT SHELTERS. THIS RESEARCH DESCRIBES AND EVALUATES THE CASE STUDIES AS A WAY OF UNDERSTANDING THE VARIOUS PROGRAMS THROUGHOUT THE UNITED STATES. THE INFORMATION COLLECTED FROM THE CASE STUDIES AIDED THE PROCESS OF SHAPING THE DESIGN STRATEGIES IN THIS ARCHITECTURAL PROGRAM. THE CASE STUDIES SELECTED FACILITATED MY UNDERSTANDING OF THE SHELTER'S FUNDAMENTALS, THE REQUIRED SPACES, AND THE ROLES OF AGENCIES SUPPORTING THE SHELTER.

IN ADDITION, THE COMPREHENSIVE REVIEW OF SHELTER NEEDS AND REQUIREMENTS WAS CONDUCTED ON THE BASIS OF INFORMATION THAT CAME FROM DIFFERENT SHELTERS WITHIN THE UNITED STATES—FLORIDA, OHIO, AND VIRGINIA WERE THE SOURCES OF EVALUATED CASE STUDIES. IN SOME OF THESE CASES THE INFORMATION EXTRACTED WAS LIMITED TO FOCUSING ON A PARTICULAR NEED, FOR EXAMPLE,

FURNISHINGS OR THE TYPES OF SERVICES SHELTERS MUST PROVIDE. IN OTHER CASES, I HAVE GAINED AN UNDERSTANDING CONCERNING THE CHARACTERISTICS AND THE NEEDS OF THE VICTIMS, GROUP LIFE IN SHELTERS, SUPPORTIVE SERVICES, COMMUNITY SUPPORT, AND PRESERVING CHILDHOOD IN SHELTERS.



FIGURE	
02	CHILD IN SHELTER

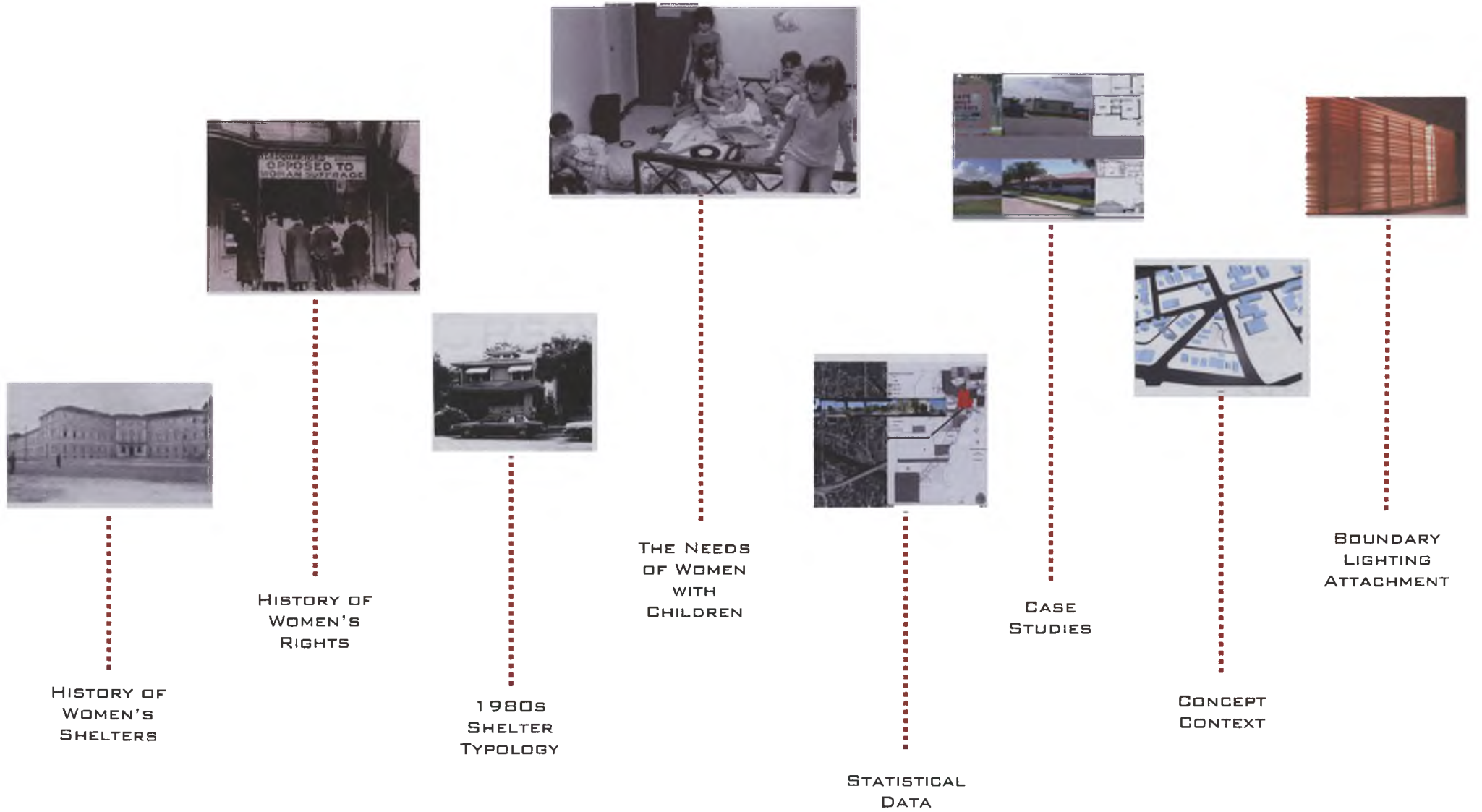
THROUGHOUT THE COUNTRY, SHELTERS HAVE INCREASED THEIR ABILITY TO DEAL WITH THE GROWTH IN THE NUMBER OF CASES, AND THE COMPLEXITY OF DOMESTIC VIOLENCE. THE EVALUATION OF DR. VERDERVER'S SKETCHES PROVIDED IMPROVED SOLUTIONS TO APPLY TO A NEW SHELTER DESIGN THAT WOULD DEAL WITH THE MENTIONED VARIABLES. DURING THE SCHEMATIC DESIGN PROCESS THE INTENT WAS TO DEVISE STRONG STRATEGIES AND TO TAKE INTO CONSIDERATION DR. VERDERVER'S SOLUTIONS TO THE VARIOUS ISSUES. THESE STRATEGIES MET CERTAIN REQUIREMENTS THAT EFFECTIVELY SERVED THE NEEDS OF A SAFE BUILDING DESIGN. THEREFORE, THE STRATEGIES OF BOUNDARIES, LIGHTING, AND ATTACHMENT WERE THE ESSENTIAL ELEMENTS INTEGRATED INTO THE COMPLEXITY OF THE PROGRAM, AS WELL AS THE NEEDS OF AN INCREASING NUMBER OF WOMEN WITH CHILDREN. THREE DESIGN STRATEGIES WILL BE FURTHER DISCUSSED IN THIS BOOK.

THE SITE ANALYSIS WAS PARTITIONED INTO THREE MAJOR VARIABLES: THE FABRIC OF THE CITY, THE SURROUNDINGS, AND THE PUBLIC/PRIVATE SPACES. ALSO, THE PROJECT ANALYSIS CONSIDERED ELEMENTS USED IN THERAPEUTIC SPACES SUCH AS LIGHTING, MATERIALITY, SPACES FOR GROUP MEDITATION, AND PUBLIC SHARED SPACES. THE DESIGN OF THESE ELEMENTS IS INTENDED MAKE THE RESIDENTS FEEL THAT THEY ARE NOT ALONE. PERHAPS THE MOST DIFFICULT CHALLENGE IN THE DESIGN OF THE STRUCTURE WAS TO DESIGN A SHELTER THAT WOULD HAVE NOTICEABLE PRIVATE AND PUBLIC SPACES.

THIS THESIS DISCUSSES ISSUES AT ALL LEVELS IN WOMEN'S LIVES BOTH HISTORICALLY AND IN MODERN SOCIETY. IT IS NOT ONLY AN ARCHITECTURAL DESIGN RESEARCH PROJECT BUT ALSO A SOCIAL AND FUNCTIONAL ANALYSIS. THEREFORE, THE ARCHITECTURE COULD BECOME A BUILDING OF MEANING FOR OUR COMMUNITIES IN THE MIAMI AREA. ADDITIONALLY, THE ARCHITECTURAL DESIGN FOR THE SHELTER IN ADDITION TO BEING A MANIFESTATION OF FUNCTION, PROTECTION AND DEFENSE, ALSO SERVES TO REVEAL THE SOCIOECONOMIC ISSUES THAT CONTINUE OUR SOCIETY.

I CONCLUDED THIS THESIS REALIZING THAT THIS ARCHITECTURAL DESIGN IS AN EXPRESSION NOT ONLY OF DESIRE BUT ALSO OF THREE GREAT NEEDS: THE NEED TO CONTINUE ADDRESSING WOMEN'S ISSUES, THE NEED TO PROVIDE OPTIONS FOR WOMEN IN NEED, AND THE UNIVERSAL NEED TO ENHANCE SELF-ESTEEM WITHIN OURSELVES. HENCE, THIS REALIZATION IS THE BASIS FOR THE STRATEGIES AND CONSIDERATIONS OF THIS PROGRAM FOR AN ARCHITECTURAL REPRESENTATION OF WOMEN IN NEED.

FIGURE	
03	INTRODUCTORY IMAGES



THE HISTORY OF WOMEN SHELTERS HAS HAD FOUR HUNDRED YEARS OF SERVICES.
"THERE HAS BEEN A NEED FOR ABUSED WOMEN SHELTER IN EVERY SMALL COMMUNITY
PERHAPS EVERYWHERE AROUND THE WORLD."



A shelter for battered women and children in New York



FRIENDS Of Battered Women
And Their Children

Chapter II

historical background

CHAPTER II HISTORICAL BACKGROUND

A. CHRONOLOGY OF TYPOLOGY DEVELOPMENT IN WOMEN'S SHELTERS

FOR THE PURPOSES OF THIS STUDY, I DID NOT CONSIDER THE DECADE OF THE 1970S AS THE LATEST VERSION OF THE WOMEN'S SHELTER BOOM OR THE WOMEN'S LIBERATION MOVEMENT AS THE ONLY RELEVANT FACTS. ALSO, THE RESEARCH EXPLORED DEEP INTO THE HISTORY OF WOMEN'S ROLES IN OUR SOCIETY. IT IS SIGNIFICANT TO MENTION THAT WOMEN FOR HUNDREDS OF YEARS HAVE STRUGGLED FOR THEIR RIGHTS AND EQUAL STATUS WITH MEN. THE HISTORICAL RECORD IN MANY CULTURES SHOWS THAT UNTIL PERHAPS A CENTURY AGO MARRIED WOMEN LIVED IN THE SHADOW OF THEIR HUSBANDS, WHICH IS STILL TRUE AND EVIDENT IN MANY PLACES TODAY.

THE ANCIENT ORACLES BELIEVED THAT GROUPS OF WOMEN WERE A SYMBOL OF BETRAYAL AND DISHONESTY. HOWEVER, ORACLES IN LATER TIMES WERE MORE IN LINE WITH WOMEN'S LIBERATION. THESE GROUPS WERE INTERPRETED AS SIGNS OF INCREASING PROSPERITY. IT WAS BELIEVED THAT IF YOU OBSERVED A PREGNANT WOMAN IN YOUR DREAM, YOU WERE LIKELY TO HAVE AN "EMBARRASSMENT OF RICHES." THESE INTERPRETATIONS BY THE ORACLES BEGAN A SHIFT IN THE PERCEPTION OF WOMEN IN SOCIETY (POMEROY 1995).

AS MENTIONED EARLIER, IN ITALY THE ABUSED WIFE WAS COMBINED INTO THE TERM "MALMARITATE," AN UNDERSTATED TERM MEANING UNHAPPILY MARRIED. THE "MALMARITATE" WAS A WIDELY KNOWN TERM IN EASTERN CIVILIZATIONS AND ALSO A POPULAR FIGURE IN EARLY MODERN LITERATURE. BEING UNHAPPILY MARRIED WAS A

STATE PRESENTED AS THE WOMAN'S PROBLEM, TO WHICH ONLY SHE HAD THE SOLUTION BY MODIFYING HER LIFE (COHEN 1992). IN THOSE TIMES, VIOLENCE WAS NOT ADDRESSED AS A PROBLEM THAT THE MALE MUST CONTROL, BUT RATHER AS A SITUATION THAT THE FEMALE MUST ENDURE. IT WAS THE WOMEN WHO HAD TO FIND A SOLUTION OR TRY TO MAKE THE MARRIAGE WORK AGAIN. THE REFUGE BECAME EXTREMELY NECESSARY FOR WOMEN WHO COULD NOT AFFORD TO LEAVE THE CITY OR DID NOT HAVE FAMILIES WHO WOULD SUPPORT THEM. MANY OF THESE EARLY SHELTERS FOR MALMARITATE WOMEN APPEARED IN ITALY IN THE FIFTH AND SIXTH CENTURIES (FERRANTE 1992).

SHERILL COHEN IN HER BOOK, *THE EVOLUTION OF WOMEN'S ASYLUMS SINCE 1500S*, SHOWS THE RELATIONSHIP BETWEEN TODAY'S BATTERED WOMEN SHELTERS AND EARLY ASYLUMS. SHE BELIEVES THAT TODAY'S SHELTERS ARE BASED ON ECONOMIC AS WELL AS SOCIAL CRITERIA. HOWEVER, THAT IS ONLY A GENERAL BASIS OF WHAT CONSTITUTES A SHELTER IN MODERN TIMES.

MOREOVER, COHEN ALSO IMPLIES THAT IN EARLY TIMES, ABUSED WOMEN WERE PERHAPS THE MOST POORLY TREATED HUMAN BEINGS BY INSTITUTIONS SUCH AS HOSPITALS, AND BANKS OR OTHER FINANCIAL INSTITUTIONS. WOMEN KNEW WHICH CONVENTS IN CERTAIN TOWNS WOULD HIDE THEM FROM THEIR ATTACKERS. THOUGH SOME OF THESE WOMEN TRIED TO TURN TO PENITENCE AND BECOME NUNS, THEY WERE UNABLE TO BECAUSE THEY WERE MARRIED IN THE EYES OF THE CHURCH. SUBSEQUENTLY, IN THE LATE SIXTEENTH-CENTURY, CHARITABLE GROUPS STARTED FORMING AS CONFRATERNITIES AND CO-SORORITIES TO SPECIFICALLY SERVICE MALMARITATE WOMEN (COHEN 1992).

THE CASA DEL SOCCORSO DI SAN PAOLO IN SIXTEENTH-CENTURY BOLOGNA INCLUDED PROSTITUTES, WOMEN IN ABUSIVE MARRIAGES (MALMARRITATES), VICTIMS OF RAPE, AND WOMEN BETRAYED BY SUITORS WHO BROKE PROMISES OF MARRIAGE IN EXCHANGE FOR THEIR VIRGINITY (FERRANTE 1990).

THE HISTORY OF WOMEN'S SHELTERS DATES BACK FOUR HUNDRED YEARS OF SERVICES. FRONT-LINE SERVICE PROVIDERS, HUMANITARIAN ORGANIZATIONS, WOMEN'S GROUPS, RELIGIOUS GROUPS, AND PUBLIC OFFICIALS WERE INVOLVED THEN AS THEY ARE TODAY. ALL OF THESE ORGANIZATIONS STILL HAVE THE SAME SPECTRUM OF IDEAS ABOUT HOW TO RESOLVE THE ISSUES IN A COMPASSIONATE WAY.

MOST OF THE PROVISIONS FOR BATTERED WOMEN'S SHELTERS WERE VEILED FROM OUR KNOWLEDGE SINCE MOST OF THE BOOKS WERE KEPT WITHIN PRIVATE WOMEN'S ORGANIZATIONS AND NEVER PUBLISHED UNTIL A FEW DECADES AGO. THE NON-PUBLIC PRINTING OF THE ARTICLES AND BOOKS WAS CAN BE ATTRIBUTED TO THE TOPIC ALMOST BEING PROHIBITED. IT IS TO SAY THAT THE RESEARCH INTO THIS TOPIC SHOWS THAT THE HISTORY OF BATTERED WOMEN'S SHELTERS CAME INTO PUBLIC CONSCIOUSNESS ONLY THREE DECADES AGO.

THE SHORT HISTORY OF THE MOST RECENT ASYLUMS BEGINS WITH A SMALL HOME FOUNDED IN ENGLAND BY A WOMAN NAMED ERIN PIZZEY IN 1971. THE INSTITUTION WHICH SHE NAMED CHISWICK WOMEN'S AID, IS GENERALLY CREDITED WITH BEING THE FIRST SHELTER FOR BATTERED WOMEN. IT WAS CERTAINLY AMONG THE FIRST AND HAD THE MOST PUBLICITY OF ALL EARLY SHELTERS IN ENGLAND. FROM PIZZEY'S IDEALS SHELTER PROGRAMS SPREAD QUICKLY FROM BRITAIN TO OTHER COUNTRIES INCLUDING THE UNITED STATES (SHOSTACK 2001).

IN THE UNITED STATES, AT LEAST 300 SHELTERS WERE ESTABLISHED DURING THE 1970s (SHOSTACK 2001). THE THREE CASE STUDIES EVALUATED IN THIS THESIS ARE SIMILAR TO THESE SHELTERS FORMED IN FLORIDA BETWEEN 1975 AND 1995. THE HOWARD SHELTER IN CITY OF JACKSONVILLE REFLECTS THE TYPOLOGY OF EARLY ASYLUMS IN THIS COUNTRY (FIGURE 4). TODAY, FACILITIES ARE STILL IN THE SAME CONDITION BUT OTHERS ARE VERY DIFFERENT FROM THE TINY AND INFORMAL BASES THEY USED TO WORK WITH. GOVERNMENT AND PRIVATE FUNDS HAVE EXPANDED TO HELP ACCOMMODATE MANY MORE WOMEN IN SHELTERS AND PROVIDE THEM WITH SUPPORT SERVICES. THEREFORE, THE PROGRAMMING GIVES A SENSE OF A CONTINUING COMMITMENT REGARDLESS OF THE PARTICULAR SOCIAL CONSCIOUSNESS OF THE AGE, RACE OR SOCIAL STATUS OF WOMEN OVER TIME. WOMEN DID NOT JUST WAKE UP IN THE LATE NINETEENTH CENTURY AND START LOOKING FOR A PLACE TO LEAVE THE ABUSE, HISTORY REVEALS THAT WOMEN'S SHELTERS ARE WORKING INSTITUTIONS FROM EARLY TIMES.



FIGURE	
0 4	1970s WOMEN'S SHELTER TYPOLOGY

B. THE HISTORICAL DEVELOPMENT OF WOMEN'S RIGHTS

THE LINKAGE BETWEEN THE HISTORY OF WOMEN'S RIGHTS AND HISTORY OF WOMEN SHELTERS IS NOTEWORTHY. SINCE THE EIGHTEENTH CENTURY WOMEN HAVE STRUGGLED TO ESTABLISH THEIR RIGHTS OF EQUAL STATUS WITH MEN. THE DEVELOPMENT OF WOMEN'S RIGHTS HAS BROUGHT PLIGHT OF ABUSED WOMEN INTO THE MAINSTREAM, HAS PROMOTED AN INCREASED UNDERSTANDING AND ATTRACTED ASSISTANCE FROM THE GOVERNMENT AND OTHER AGENCIES. YET INCREASING AWARENESS OF THE PROBLEM WILL REMAIN A TASK FOR FUTURE GENERATIONS TO COME.

IN THE UNITED STATES, YEARS HAVE PASSED SINCE WOMEN STARTED WORKING FOR THEIR RIGHTS. IN THE EIGHTEENTH CENTURY A *DECLARATION OF SENTIMENTS* WAS DRAFTED. DURING THAT TIME, PATRIOTIC WOMEN WORKED THE DECLARATION OF

SENTIMENTS CAMPAIGN BY SHARING THEIR BELIEFS OF IMPROVING THE COUNTRY'S IDEALS. THEY SAW THEIR MISSION AS HELPING THE COUNTRY KEEP ITS PROMISE OF BETTER AND MORE DEMOCRATIC PRINCIPLES FOR ITS CITIZENS. WOMEN PREPARED THEMSELVES FOR THE EVENT *DECLARATION OF SENTIMENTS* IN WHAT PROVED TO BE A BRILLIANT CAMPAIGN FOR WOMEN'S RIGHTS LINKED DIRECTLY TO A POWERFUL AMERICAN SYMBOL OF LIBERTY (MARY JO BUHLE AND PAUL BUHLE 1978). THESE WORDS FRAME THEIR ARGUMENTS:

"WE HOLD THESE TRUTHS TO BE SELF-EVIDENT; THAT ALL MEN AND WOMEN ARE CREATED EQUAL; THAT THEY ARE ENDOWED BY THEIR CREATOR WITH CERTAIN INALIENABLE RIGHTS; THAT AMONG THESE ARE LIFE, LIBERTY, AND THE PURSUIT OF HAPPINESS." *DECLARATION OF SENTIMENT, 1856* (MARY JO BUHLE AND PAUL BUHLE 1978).

THE *DECLARATION OF SENTIMENTS* CAREFULLY ENUMERATES AREAS OF LIFE IN WHICH WOMEN WERE TREATED UNJUSTLY. THE GRIEVANCES NUMBERED EIGHTEEN. THE INTRODUCTION OF THE DOCUMENT STATES:

"THE HISTORY OF MANKIND IS A HISTORY OF REPEATED INJURIES AND USURPATIONS ON THE PART OF MAN TOWARD WOMAN, HAVING IN DIRECT OBJECT THE ESTABLISHMENT OF AN ABSOLUTE TYRANNY OVER HER. TO PROVE THIS, LET FACTS BE SUBMITTED TO A CANDID WORLD." *DECLARATION OF SENTIMENTS, 1856* (MARY JO BUHLE AND PAUL BUHLE 1978).

THE DECLARATION THEN DISCLOSES THE SPECIFICS:

- MARRIED WOMEN WERE LEGALLY DEAD IN THE EYES OF THE LAW.
- WOMEN WERE NOT ALLOWED TO VOTE.
- WOMEN HAD TO SUBMIT TO LAWS WHEN THEY HAD NO VOICE IN THEIR FORMATION.
- MARRIED WOMEN HAD NO PROPERTY RIGHTS.
- HUSBANDS HAD LEGAL POWER OVER AND RESPONSIBILITY FOR THEIR WIVES TO THE EXTENT THAT THEY COULD IMPRISON OR BEAT THEM WITH IMPUNITY.

- DIVORCE AND CHILD CUSTODY LAWS FAVORED MEN, GIVING NO RIGHTS TO WOMEN.
- WOMEN HAD TO PAY PROPERTY TAXES ALTHOUGH THEY HAD NO REPRESENTATION IN THE LEVYING OF THESE TAXES.
- MOST OCCUPATIONS WERE CLOSED TO WOMEN AND WHEN WOMEN DID WORK THEY WERE PAID ONLY A FRACTION OF WHAT MEN EARNED.
- WOMEN WERE NOT ALLOWED TO ENTER PROFESSIONS SUCH AS MEDICINE OR LAW.
- WOMEN HAD NO MEANS TO GAIN AN EDUCATION SINCE NO COLLEGE OR UNIVERSITY WOULD ACCEPT WOMEN STUDENTS.
- WITH ONLY A FEW EXCEPTIONS, WOMEN WERE NOT ALLOWED TO PARTICIPATE IN THE AFFAIRS OF THE CHURCH.

THE ABOVE ARE STRONG WORDS, WEIGHTY GRIEVANCES BY WOMEN FIGHTING FOR JUSTICE. THIS WAS JUST 70 YEARS AFTER THE REVOLUTIONARY WAR. THE DECLARATION OF SENTIMENTS SPELLED OUT WHAT WAS THE STATUS OF EUROPEAN-AMERICAN WOMEN IN 1848, WHILE IT WAS CONSIDERABLY WORSE FOR ENSLAVED BLACK WOMEN (MARY JO BUHLE AND PAUL BUHLE 1978).

THE DECLARATION OF SENTIMENTS DRAFT CONTINUES:

“NOW, IN VIEW OF THIS ENTIRE DISENFRANCHISEMENT OF ONE-HALF THE PEOPLE OF THIS COUNTRY, THEIR SOCIAL AND RELIGIOUS DEGRADATION — IN VIEW OF THE UNJUST LAWS ABOVE MENTIONED, AND BECAUSE WOMEN DO FEEL THEMSELVES AGGRIEVED, OPPRESSED, AND FRAUDULENTLY DEPRIVED OF THEIR MOST SACRED RIGHTS, WE INSIST THAT THEY HAVE IMMEDIATE ADMISSION TO ALL THE RIGHTS AND PRIVILEGES WHICH BELONG TO THEM AS CITIZENS OF THESE UNITED STATES” (DECLARATION OF SENTIMENTS, 1856).

AFTER WOMEN’S SUFFRAGE WAS FINALLY WON IN 1920, THE ORGANIZED WOMEN’S RIGHTS MOVEMENT CONTINUED ON IN VARIOUS DIRECTIONS (FIGURE 5). THE MAJORITY OF WOMEN, WHO HAD MARCHED, PETITIONED AND LOBBIED FOR THE RIGHT TO VOTE, SEEMED TO BE GROWING WITH TIME. THE WOMEN’S RIGHTS MISSION WAS AN ONGOING

STRUGGLE THAT WAS ONLY ADVANCED, NOT SATISFIED BY MANY WOMEN’S CAMPAIGNS THROUGHOUT THE COUNTRY (MARY JO BUHLE AND PAUL BUHLE 1978).



FIGURE	
0 5	WOMEN’S CAMPAIGNS, LATE 1800S

THEREFORE, THE WOMEN’S BUREAU OF THE DEPARTMENT OF LABOR WAS ESTABLISHED TO GATHER INFORMATION ABOUT THE SITUATION OF WOMEN AT WORK, AND TO BATTLE FOR CHANGES IT FOUND WERE NEEDED. MANY WOMEN BECAME ACTIVELY INVOLVED WITH STRIKES IN FAVOR OF LEGISLATION TO PROTECT FEMALE LABORERS FROM ABUSE AND UNSAFE WORKING CONDITIONS. THE MAJORITY OF THE WOMEN INVOLVED DID NOT HAVE A FORMAL EDUCATION, BUT CECIL WIENER AND HELEN McWILLIAM (SEE FIGURE 6), WHO WERE THE FIRST TWO WOMEN IN UNITED STATES HISTORY TO EARN LAW DEGREES, BECAME VERY MUCH INVOLVED WITH IN THE LEGISLATIVE PROCESS TO SECURE AND PROTECT WOMEN’S RIGHTS (MARY JO BUHLE AND PAUL BUHLE 1978).



FIGURE	
0 6	CECIL WEINER AND HELEN WILLIAMS. FIRST WOMEN TO GRADUATE FROM UB LAW SCHOOL

IN THE LATE 1920s, THE NATIONAL WOMEN'S PARTY TOOK THE NEXT STEP. THEY DRAFTED AN EQUAL RIGHTS AMENDMENT FOR THE UNITED STATES CONSTITUTION. IT WOULD ENSURE THAT "MEN AND WOMEN WOULD HAVE EQUAL RIGHTS THROUGHOUT THE UNITED STATES" (MARY JO BUHLE AND PAUL BUHLE 1978). A CONSTITUTIONAL AMENDMENT WOULD APPLY UNIFORMLY, REGARDLESS OF WHERE A PERSON LIVED. AFTER THE CONSTITUTIONAL AMENDMENT WAS PASSED WOMEN FELT INCREDIBLY STRONG TO STEP FORWARD AND STAND FOR THEIR RIGHTS NEXT TO MEN.

THE SECOND WAVE OF THE WOMEN'S MOVEMENT WAS NOT INCLUDED IN THE *DECLARATION OF SENTIMENTS*. IT WAS THE BIRTH CONTROL MOVEMENT, INITIATED BY A PUBLIC HEALTH NURSE NAMED MARGARET SANGER. THE IDEA OF A WOMAN'S RIGHT TO CONTROL HER OWN BODY, AND ESPECIALLY TO CONTROL HER OWN REPRODUCTION AND SEXUALITY, ADDED A NEW DIMENSION TO THE IDEAS OF WOMEN'S LIBERATION AND THE IDEALS OF CREATING WOMEN'S ASYLUMS. THIS MOVEMENT NOT ONLY INCLUDED

EDUCATING WOMEN ABOUT EXISTING BIRTH CONTROL METHODS, IT ALSO GENERATED A NEW BELIEF THAT MODERN WOMEN MUST BE ABLE TO DECIDE FOR THEMSELVES WHETHER THEY SHOULD BECOME MOTHERS, AND WHEN. FOR DECADES, MARGARET SANGER AND HER SUPPORTERS FACED DOWN AT ANY INTENT TO ENFORCE THE ABORTION LAW (MARY JO BUHLE AND PAUL BUHLE 1978).

IN THE SECOND WAVE, THE GOVERNMENT STILL DENIED WOMEN THE RIGHT TO BIRTH CONTROL. IN 1936, A SUPREME COURT DECISION DECLARED BIRTH CONTROL INFORMATION TO BE OBSCENE. AS A RESULT, THE SECOND WAVE OF WOMEN'S RIGHTS WAS TEMPORARILY BUT A BRAVE ATTEMPT THAT CONCLUDED UNSUCCESSFULLY.

THE SECOND WAVE OF WOMEN'S STRUGGLE FOR RIGHTS AROSE IN 1960. IT WAS NOT UNTIL 1965 THAT MARRIED COUPLES IN ALL STATES COULD OBTAIN CONTRACEPTIVES LEGALLY (MARY JO BUHLE AND PAUL BUHLE 1978). WHAT OCCURRED IN THAT DECADE WAS ACTUALLY A SECOND WAVE OF ACTIVISM THAT WENT STRAIGHT INTO THE PUBLIC CONSCIOUSNESS, FUELED BY SEVERAL INDEPENDENT EVENTS. EACH OF THESE EVENTS BROUGHT A DIFFERENT OVERVIEW INTO THE MOVEMENT. FIRST, THE WOMEN'S BUREAU OF THE DEPARTMENT OF LABOR IN 1961 CONSIDERED IT TO BE THE GOVERNMENT'S RESPONSIBILITY TO TAKE AN ACTIVE ROLE IN ADDRESSING DISCRIMINATION AGAINST WOMEN. THEREFORE, PRESIDENT KENNEDY CONVENED A COMMISSION ON THE STATUS OF WOMEN. THE REPORT ISSUED BY THAT COMMISSION IN 1963 ACKNOWLEDGED DISCRIMINATION AGAINST WOMEN ALMOST IN EVERY AREA OF AMERICAN LIFE. CONSEQUENTLY, STATE AND LOCAL GOVERNMENTS ESTABLISHED THEIR OWN COMMISSIONS FOR WOMEN, TO RESEARCH CONDITIONS AND SUGGEST CHANGES THAT COULD BE INITIATED (MARY JO BUHLE AND PAUL BUHLE 1978).

THUS, IN LATE 1964 TWO EVENTS BECAME SUBSTANTIALLY IMPORTANT. FIRST, TITLE VII OF THE 1964 CIVIL RIGHTS ACT WAS PASSED, PROHIBITING DISCRIMINATION ON THE BASIS OF SEX, RACE, RELIGION, AND NATIONAL ORIGIN. THE WOMEN'S BATTLE FOR EQUALITY (MARY JO BUHLE AND PAUL BUHLE 1978). SECOND, THE NATIONAL ORGANIZATION FOR WOMEN WAS ORGANIZED, SOON TO BE FOLLOWED BY MANY OTHER MASS-MEMBERSHIP ORGANIZATIONS ADDRESSING THE NEEDS OF SPECIFIC GROUPS OF WOMEN, INCLUDING BLACKS, LATINAS, ASIAN-AMERICANS, LESBIANS, WELFARE RECIPIENTS, BUSINESS OWNERS, ASPIRING POLITICIANS, AND PROFESSIONAL WOMEN OF EVERY SORT. DURING THIS SAME TIME, THOUSANDS OF YOUNG WOMEN ON COLLEGE CAMPUSES WERE PLAYING ACTIVE ROLES WITHIN THE CIVIL RIGHTS MOVEMENT. AFTERWARDS, MANY OF THESE YOUNG WOMEN BEGAN FORMING THEIR OWN WOMEN'S LIBERATION ORGANIZATIONS TO ADDRESS THEIR ROLE AND STATUS WITHIN SOCIETY (MARY JO BUHLE AND PAUL BUHLE 1978).

SMALL GROUPS OF WOMEN IN HUNDREDS OF COMMUNITIES IN THE UNITED STATES HAVE WORKED ON LARGE PROJECTS NOT ONLY ESTABLISHING WOMEN'S SHELTERS BUT WOMEN'S NEWSPAPERS, BOOKSTORES, AND SMALL BUSINESSES. THEY HAVE CREATED BATTERED WOMEN'S SHELTERS AND RAPE CRISIS HOTLINES TO CARE FOR VICTIMS OF SEXUAL ABUSE AND DOMESTIC VIOLENCE. THESE VARIOUS GROUPS CAME TOGETHER TO FORM CHILDCARE CENTERS TO GIVE WOMEN A WAY TO WORK OUTSIDE THEIR HOMES. WOMEN HEALTH CARE PROFESSIONALS OPENED WOMEN'S CLINICS TO PROVIDE BIRTH CONTROL METHODS, FAMILY PLANNING COUNSELING, AND OFFER ABORTION SERVICES FOR LOW-INCOME WOMEN. THESE CLINICS PROVIDED A SAFE PLACE TO DISCUSS A WIDE RANGE OF HEALTH CONCERNS AND EXPERIMENT WITH ALTERNATIVE METHODS OF PRENATAL CARE.

IN MY RESEARCH I ALSO FOUND THAT TITLE IX OF THE EDUCATION CODE OF 1972 RULED EQUAL ACCESS TO HIGHER EDUCATION AND PROFESSIONAL SCHOOLS (GAVORA 2002). AS A RESULT, THE NUMBER OF FEMALE DOCTORS, LAWYERS, ENGINEERS, ARCHITECTS AND OTHER PROFESSIONALS HAS MULTIPLIED. ATHLETICS HAS PROBABLY BEEN THE MOST HOTLY CONTESTED AREA OF TITLE IX IN MODERN TIMES AND OF GREATEST IMPROVEMENT AS WELL. THE RISE IN GIRLS AND WOMEN'S PARTICIPATION IN ATHLETICS HAS BEEN TRULY EXTRAORDINARY: ONE IN TWENTY-SEVEN HIGH SCHOOL GIRLS PLAYED SPORTS TWENTY-FIVE YEARS AGO; ONE IN THREE DO TODAY. THE ENTIRE PLANET HAS WITNESSED THE IMPRESSIVE ACHIEVEMENTS OF AMERICAN FEMALE ATHLETES IN THE OLYMPIC GAMES OF THE LAST FEW DECADES—ANOTHER TANGIBLE RESULT OF TITLE IX (GAVORA 2002).

THE WOMEN'S RIGHTS MOVEMENT HAS OTHER REMARKABLE SUCCESSES THAT SHOULD BE NOTED. IN 1972, 26% OF MEN AND WOMEN SAID THEY WOULD NOT VOTE FOR A WOMAN FOR PRESIDENT. IN 1996, THAT SENTIMENT HAD CHANGED TO APPROXIMATELY 5% OF WOMEN AND 8% OF MEN. THE AVERAGE AGE OF WOMEN WHEN THEY FIRST MARRY HAS MOVED FROM 20 TO 24 DURING THAT SAME PERIOD. BUT PERHAPS THE MOST DRAMATIC IMPACT OF THE WOMEN'S RIGHTS MOVEMENT OF THE PAST FEW DECADES HAS BEEN IN THE ARENA OF FINANCIAL FREEDOM, WHICH IS ONE OF THE MAJOR FACTORS INVOLVED IN DOMESTIC VIOLENCE. IT IS IMPORTANT TO REMEMBER THAT TWENTY-FIVE YEARS AGO MARRIED WOMEN WERE NOT ALLOWED TO HAVE CREDIT CARDS IN THEIR OWN NAME, MOST WOMEN COULD NOT GET A BANK LOAN WITHOUT A MALE CO-SIGNER, AND WOMEN WORKING FULL-TIME EARNED ONLY 60 PERCENT OF MEN'S SALARIES FOR THE SAME TYPE OF WORK (MARY JO BUHLE AND PAUL BUHLE 1978)


MANY OF THESE CHANGES IN WOMEN'S RIGHTS CAME ABOUT THROUGH LEGISLATION AND COURT CASES FOUGHT AND WON BY WOMEN'S ORGANIZATIONS. HOWEVER, MANY OF THE ADVANCES WOMEN ACHIEVED IN THE 1960S AND 1970S WERE PERSONAL. FOR EXAMPLE, WIVES BEGAN EDUCATING HUSBANDS TO HELP THEM WITH THE HOUSEWORK OR REGULARLY TAKE RESPONSIBILITY FOR FAMILY DUTIES TO ALLOW THEM TO OBTAIN A BETTER POSITION AT WORK. SLOWLY, WOMEN HAVE ALSO STARTED TO GAIN THE FINANCIAL FREEDOM AND EMOTIONAL STRENGTH TO LEAVE ABUSIVE HUSBANDS. SINCE THE 1970S THOUSANDS OF WOMEN HAVE TURNED TO SHELTERS AND CONTINUE STRUGGLING TO OBTAIN AN EDUCATION AND THE RESOURCES FOR PEACEFUL LIVING (SHOSTACK 2001).

TODAY, YOUNG WOMEN PROUDLY CALL THEMSELVES "THE THIRD WAVE" AS THEY CONFRONT NEW AND EQUALLY DIFFICULT ISSUES (FIGURE 7). WHILE MANY WOMEN MAY STILL DO NOT WANT TO BE CALLED "FEMINISTS" DUE TO NEGATIVE REACTIONS TO THE TERM, FEW WOULD GIVE UP THE LEGACY OF PERSONAL FREEDOMS AND EXPANDED OPPORTUNITIES WOMEN HAVE WON OVER THE LAST 150 YEARS. OVER THE YEARS NOT ONLY HAVE WOMEN WON THE RIGHT TO VOTE BUT THEY ARE BEING ELECTED TO PUBLIC OFFICE AT ALL LEVELS OF GOVERNMENT. IN THE WORLD OF WORK, LARGE NUMBERS OF WOMEN HAVE ENTERED THE PROFESSIONAL FIELDS, TRADES, AND BUSINESSES OF EVERY KIND. WOMEN HAVE OPENED THE RANKS OF THE CLERGY, THE MILITARY, AND THE NEWSROOM. MORE THAN THREE MILLION WOMEN NOW WORK IN OCCUPATIONS CONSIDERED TRADITIONALLY FOR MEN UNTIL VERY RECENTLY. THE THIRD WAVE OF WOMEN'S RIGHTS IS A CONTINUOUS MOVEMENT TO STRENGTHEN WOMEN'S SOLIDARITY AND TO CONTINUE HELPING WOMEN IN NEED. ONGOING INJUSTICES ARE BEING FOUGHT DAILY IN THE COURTS AND SIGNIFICANT PROGRESS IS BEING MADE.



FIGURE	
07	WOMEN'S RIGHTS HISTORICAL DEVELOPMENT PHOTOMONTAGE

"A SHELTER IS A SANCTUARY WHERE WOMEN WHO HAS SUFFERED LOSS OF SELF-ESTEEM AND SELF-CONFIDENCE CAN FIND PEOPLE WHO ARE COMMITTED TO REBUILD THE POSITIVE SELF-IMAGE NECESSARY FOR HER TO REGAIN CONTROL OF LIFE."



Chapter III

W

omen
children
and home

CHAPTER III
WOMEN, CHILDREN AND THE HOME

A. VIOLENCE AGAINST WOMEN

A SECOND AREA OF FOCUS OF THIS THESIS IS TO EXAMINE THE CONTENT OF THE COLLECTIVE REPRESENTATIONS OF "WIFE ABUSE" AND "BATTERED WOMAN" AND TO ILLUSTRATE HOW THESE PARTICULAR REPRESENTATIONS FURNISH A MANDATE FOR THE PARTICULAR TYPE OF SOCIAL SERVICE PROVIDED BY SHELTERS. CERTAINLY THE LABELS "WIFE ABUSE" AND "BATTERED WOMAN" HAVE ENTERED PUBLIC CONSCIOUSNESS. THESE ISSUES ARE FREQUENTLY ADDRESSED IN MOVIES, MUSIC, AND THEATER, PORTRAYING THE ISSUE FROM DIFFERENT PERSPECTIVES. THE MEANING OF THESE LABELS AND THEIR CONTENT WAS A CENTRAL PART OF THIS RESEARCH.

WE HEAR THESE TERMS IN ARTICLES AND MASS PUBLICATIONS, IN PUBLISHED POLICY HEARINGS, AND TRADE JOURNALS FOR SOCIAL SERVICE PROVIDERS, THOUGH THE FORM OF DISCOURSE DIFFERS ACCORDING TO THE WRITER AND AUDIENCE. OCCASIONALLY, WIFE ABUSE HAS BEEN PUBLICLY LABELED AS A WOMEN'S ISSUE. SUCH AN UNFAIR STATEMENT MAKES WOMEN TO KEEP WORKING WITH THE MATTER. IN PAST DECADES, MOST PUBLICATIONS ON THE SUBJECT WERE TRYING TO MAKE YOUNG WOMEN MORE AWARE OF ISSUES. THIS HAS HELPED KEEP WOMEN ALERT AND MORE AWARE OF THEIR RIGHTS, THOUGH MANY REMAIN TO BE CLARIFIED. A TIME MAGAZINE ARTICLES TITLED "WIFE BEATING" HAD THE FOLLOWING TO SAY ON THE ISSUE:

"BUT A DOMESTIC SPAT IS NOT BATTERING, WHICH INVOLVES A PATTERN OF ESCALATING ABUSE IN A SITUATION FROM WHICH THE VICTIM FEELS SHE CAN NOT ESCAPE" (TIME 1992).

"WIFE BEATING...IS A PATTERN OF PHYSICAL ABUSE OF A WOMAN AT THE HANDS OF HER FORMER HUSBAND, OR MALE COMPANION. IT CONSISTS OF REPEATED BLOWS

WITH THE INTENTION OF INFLECTING HARM. IT IS MORE SERIOUS THAN A MERE DISPUTE AND IT IS NOT A SINGLE SHOVE OR A SINGLE SLAP (FIELDS, 1995).

BUT, WHO ARE EXACTLY THE PERSONS THAT WILL BE LIVING IN THE SPACES TO BE CONSIDERED? FIRST IT IS IMPORTANT TO MENTION THAT THE ABUSE OF WOMEN IS NOT LIMITED TO ANY SPECIFIC RACIAL, SOCIAL, CLASS OR ETHNIC GROUP. WOMEN CALLED UPON TO TELL THEIR STORIES IN PUBLIC HEARINGS HAVE MADE IT CLEAR THAT MONEY IN THE BANK OR AN EXPENSIVE CAR IS NO GUARANTEE AGAINST VIOLENCE. THE FACT THAT ABUSE IS NOT LIMITED TO WOMEN WITH ANY PARTICULAR SET OF DEMOGRAPHIC CHARACTERISTICS HAS ALSO BROUGHT PARTICULAR ATTENTION TO EDUCATED AND AFFLUENT WHITE WOMEN WHO ARE EXPERIENCING THIS PROBLEM.

IN BRIEF, VIOLENCE AGAINST WOMEN IS ABOUT POWER AND CONTROL. IT OCCURS WHEN A PARTNER, USUALLY A BOYFRIEND OR HUSBAND, ATTEMPTS TO CONTROL AND DOMINATE THE WOMAN. IT IS ALSO A CHOSEN ACTION AGAINST A WOMAN, MOST OFTEN SIMPLY BECAUSE SHE DOES NOT HAVE THE SAME PHYSICAL STRENGTH AS HER ABUSER. THIS PROBLEM IS PRESENT IN ALL CULTURES TO THE EXTENT THAT MILLIONS OF WOMEN CONSIDER IT A WAY OF LIFE. THEREFORE, IN THE UNITED STATES AS WELL AS MANY OTHER COUNTRIES, THE LAW TREATS DOMESTIC VIOLENCE AS A CRIMINAL ACT AND A VIOLATION OF WOMEN'S RIGHTS.

THROUGHOUT HISTORY MEN HAVE MADE THEIR OWN CHOICE HOW TO THEIR AGGRESSIONS PHYSICALLY AND UPON WHOM. MOST MEN THAT ABUSE THEIR FEMALE PARTNER DO NOT HAVE ANY PROBLEM WITH THEIR BOSSES, COLLEAGUES, OR FRIENDS (LAVIOLETTE 1993). VIOLENCE AGAINST WOMEN TAKES ON DIFFERENT FORMS:

- PSYCHOLOGICAL AND EMOTIONAL: THREATS, INSULTS AND DEGRADING LANGUAGE CAN BE JUST AS DAMAGING AS PHYSICAL ABUSE BECAUSE THEY

ENDANGER A WOMAN'S SELF-ESTEEM AND HER ABILITY TO CONTROL HER OWN LIFE (LAVIOLETTE 1993).

- **SOCIAL:** THIS FORM OF ABUSE OCCURS MOST OFTEN IN SITUATIONS WHERE A WOMAN IS KEPT TOTALLY DEPENDENT ON HER PARTNER AND ISOLATED FROM THE SUPPORT OF OTHERS (LAVIOLETTE 1993).
- **FINANCIAL:** THE WOMAN IS PREVENTED FROM SEEKING EMPLOYMENT, OR IS NOT ALLOWED TO HAVE A BANK ACCOUNT OR TO KEEP ANY OF HER INCOME, SUFFERS FINANCIAL ABUSE. HAVING NO CONTROL OF MONEY KEEPS A WOMAN TOTALLY DEPENDENT AND MAY EVEN SUFFER PHYSICALLY BY BEING UNABLE TO SUPPLY HER OWN NEEDS (LAVIOLETTE 1993).
- **SEXUAL:** THE WOMAN IS FORCED TO PERFORM OR WATCH SEXUAL ACTS WITHOUT HER CONSENT. CASES OF HUSBANDS RAPING THEIR WIVES ARE A FREQUENT STATISTIC IN THE UNITED STATES (LAVIOLETTE 1993).
- **PHYSICAL:** HITTING, PUNCHING, SLAPPING, KICKING, BRUISING, BREAKING BONES, THROWING OBJECTS, AND USING WEAPONS ARE OBVIOUS EXAMPLES OF PHYSICAL ABUSE. THE DENIAL OF HUMAN NEEDS, SUCH AS FOOD, WATER, SLEEP AND EVEN SHELTER ARE ALSO FORMS OF PHYSICAL ABUSE (LAVIOLETTE 1993).

DOMESTIC VIOLENCE AND CHILD ABUSE ARE VERY OFTEN RELATED. MANY CHILDREN HAVE BEEN ABUSED IN ADDITION TO WITNESSING THE BATTERING OF THEIR MOTHERS. THESE CHILDREN ARE AT GREATEST RISK FOR DEVELOPING BEHAVIORAL AND EMOTIONAL DIFFICULTIES (HARMS 1998).

EXAMINING THE ISSUE FROM THE PERSPECTIVE OF DOMESTIC VIOLENCE, RESEARCH ESTIMATES THAT 45 TO 70 PERCENT OF WOMEN IN SHELTERS REPORT THAT THEIR CHILDREN HAVE BEEN ABUSED TOO. THIS LINK BETWEEN DOMESTIC VIOLENCE AND CHILD ABUSE PRESENTS A DOUBLE BIND FOR BATTERED WOMEN WHO, AS MOTHERS, ARE EXPECTED BY CUSTOM TO PROVIDE FOR THE SAFETY OF THEIR CHILDREN (HARMS 1998).

Oppression and Threats

- *Controlling what she does, who she sees, what she reads, and where she goes
- *Limiting her outside involvement
- *Using jealousy to justify actions

Male Privilege

- *Treating her like a servant
- *Excluding her from all major decisions
- *Being the one to define men's and women's roles

Emotional Abuse

- *Putting her down
- *Making her feel bad about herself
- *Making her think she is insane
- *Humiliation

POWER and CONTROL

Using Children

- *Making her feel guilty about the children.
- *Using the children to relay messages
- *Using visitation to harass her
- *Threatening to take the children away.

Economic Abuse

- *Preventing her from getting or keeping a job
- *Making her ask for money
- *Giving her an allowance
- *Taking her money
- *Not letting her know about or have access to family income

Intimidation

- *Making her afraid by using looks actions, gestures
- *Breaking things
- And destroying her property
- *Abusing pets or displaying weapons

FIGURE	
08	CHARACTERISTICS OF DOMESTIC VIOLENCE

B. SHELTERS AS A REFUGE FOR WOMEN

A SHELTER IS A SANCTUARY WHERE WOMEN WHO HAVE SUFFERED LOSS OF SELF-ESTEEM AND SELF-CONFIDENCE CAN FIND PEOPLE WHO ARE COMMITTED TO REBUILDING THE POSITIVE SELF-IMAGE NECESSARY TO REGAIN CONTROL OF THEIR LIVES. THE LENGTH OF STAY IN A WOMEN'S SHELTER DEPENDS ON ITS AVAILABILITY AND ON HOW QUICKLY A WOMAN CAN FIND HER OWN HOUSING. MOST WOMEN BRING THEIR CHILDREN WITH THEM. RESEARCH INDICATED THAT THE AVERAGE NUMBER OF CHILDREN WOMEN BRING WITH THEM TO SHELTERS IS TWO THOUGH IN SOME CASES THE NUMBER MAY BE AS HIGH AS SIX USUALLY, EACH SHELTER HAS ITS OWN SUPPORT

STAFF AND ADMINISTRATORS. DURING THE DAY THERE ARE COUNSELORS, STAFF MEMBERS AND VOLUNTEERS THAT CAN PROVIDE GUIDANCE IN FINANCIAL MATTERS, LEGAL AID, HOUSING INFORMATION, AND CAREER PLANNING. AT NIGHT SOME STAFF MAY STAY WITHIN THE FACILITIES TO SERVE AS A COUNSELOR ON HAND IN CASE OF EMERGENCIES (MARTIN 1977).

“A SHELTER CAN BE A PLACE WHERE A WOMAN WHO HAS LIVED IN FEAR AND ISOLATION CAN FIND SECURITY AND SAFETY AS WELL AS THE LOVE AND SUPPORT OF OTHER WOMEN”.

JENNIFER BAKER FLEMING, *STOPPING WIFE ABUSE*

“MOST BATTERED WOMEN IN ORDER TO LEAVE VIOLENCE PRIMARILY NEED SAFETY AND SUPPORT. THEY FEEL ISOLATED AND DEPENDENT AND BLAME THEMSELVES. THEY NEED RECOGNITION THAT THEIR EXPERIENCE IS SHARED AND THAT THEIR PROBLEM IS SOCIAL AND POLITICAL, NOT INDIVIDUAL”.

GAIL SULLIVAN AND JANE WEISS, *HOW WE SUPPORT BATTERED WOMEN*

THE PRECEDING DISCUSSION REGARDING THE SITUATIONS THAT ABUSED WOMEN COMES ACROSS WHILE TRANSITIONING INTO A SHELTER IS RELEVANT TO UNDERSTANDING THE PROGRAM DESIGN. THE SPACES IN A SHELTER ARE AN INTEGRAL PART OF THE PROCESS OF HELPING WOMEN OVERCOME THE PAST. THE CHARACTERISTICS OF THE SPACES WILL BE EXPLAINED IN FURTHER DETAIL IN THE FOLLOWING PAGES.

A WOMAN THAT REQUESTS SHELTER IS MAKING HER DECLARATION OF INDEPENDENCE FROM ABUSE. A WOMAN WHO ENTERS A SHELTER MAY BE EUPHORIC AS A RESULT OF ACHIEVING LIBERATION FROM YEARS OF VIOLENCE AND OPPRESSION. IN SOME CASES, WHEN A WOMAN LEAVES HER HOME HER TROUBLES MAY ACTUALLY WORSEN IF SHE IS NOT IN THE RIGHT PLACE. THE SHELTER NEEDS TO BE DESIGNED TO ASSIST WOMEN SUFFERING FROM STRESS AND DEPRESSION, AND MUST OFFER MORE THAN JUST

EMERGENCY HOUSING. WHAT IS ACCOMPLISHED BY SIMPLY PROVIDING A SMALL ROOM TO STAY FOR TWO WEEKS? THAT WOULD BE EQUIVALENT TO APPLYING BANDAGES TO A WOUNDED SOLDIER AND SENDING HIM BACK INTO BATTLE. THE POINT OF THIS IS THAT SHELTERS SHOULD NOT BE SIMPLY RESIDENCES. SHELTER FACILITIES MUST BE SUITABLE FOR PROVIDING ASSISTANCE EFFICIENTLY, AND ADVANCE THE PROCESS OF CHANGING WOMEN’S LIVES. THEREFORE, THE MOST IMPORTANT SERVICES WOMEN NEED ARE COUNSELORS, NUTRITIONISTS, LAWYERS, PSYCHOLOGISTS, HOUSING, HEALTH CARE, CLASSROOMS, AND SUPPORT WITH CHILDREN.

AS MENTIONED EARLIER, SHELTERS AROUND THE COUNTRY HAVE TWO SERVICE GOALS. FIRST, OFFERING A SECURE PLACE FROM VIOLENT MEN. SECOND, ACTING AS A STEPPING-STONE INTO WOMEN’S INDEPENDENCE AND WELL BEING. AS SUCH, THE STRATEGIES FOLLOWED IN THIS THESIS WILL FOLLOW ALL THE MENTIONED SERVICES COMBINED IN A LIVING ENVIRONMENT IN WHICH WOMEN CAN EXPERIENCE A FULL SENSE OF SECURITY AND SUPPORT.

TWO ADDITIONAL KEY IDEAS WERE TAKEN INTO CONSIDERATION. THESE ARE INDIVIDUAL RESPONSIBILITY AND COMMUNITY RESPONSIBILITY, WHICH DEFINE THE PHILOSOPHICAL FOUNDATIONS OF SHELTERS (LOSEKE 1992). FIRST, SHELTERS OFFER COMMUNAL LIVING, AND IT IS THIS COMMUNITY OF WOMEN THAT CONSTITUTES THE SINGLE MOST IMPORTANT INGREDIENT OF SHELTER SERVICE SUCCESS.

WHEN A WOMAN FIRST COMES IN CONTACT WITH A SHELTER, THE MOST REFRESHING AND POWERFUL ASPECT OF THE ENCOUNTER IS THAT SHE IS VALIDATED AND GIVEN A PLACE TO LIVE. SHE MAY EXPERIENCE A TREMENDOUS SENSE OF RELIEF, PRIVACY,

AND EMPOWERMENT. SELF-HELP IS THE FUNDAMENTAL PRINCIPLE OF SHELTER ORGANIZATION (LOSEKE 1992).

THE IDEA OF COMMUNITY IS VERY UNLIKE A HOTEL WHERE GUESTS OCCUPY PRIVATE ROOMS AND MOST OFTEN REMAIN STRANGERS TO ONE ANOTHER. THE SHELTER DESIGN IS MORE LIKE A SORORITY HOUSE WHERE MEMBERS SHARE PUBLIC SPACES AND WHERE SATISFYING FACE-TO-FACE INTERACTION IS POSSIBLE NOT ONLY BECAUSE THEY SHARE SPACES BUT EXPERIENCES AS WELL. COMMUNAL LIVING SHOULD BE STRUCTURED TO PROMOTE INDIVIDUAL RESPONSIBILITY. GROUP ACTIVITIES HAVE PROVEN TO BE A POSITIVE WAY OF ENCOURAGEMENT (LOSEKE 1992). GROUP MEETINGS ARE ACTIVITIES IN WHICH WOMEN CAN DISPLAY THEIR COMPETENCE TO OTHERS AND THUS INCREASE THEIR SELF-ESTEEM. THEY ARE, IN OTHER WORDS, CONSTRUCTED AS A WAY TO ACHIEVE SERVICE GOALS SINCE WHEN WOMEN TAKE THE INITIATIVE. THEY BEGIN TO DEVELOP A SENSE OF CAPABILITY AND CONFIDENCE, WHICH IS ONE OF THE MOST VALUABLE RESOURCES A SHELTER CAN DELIVER.

THE COMMUNAL ENVIRONMENT COUNTERACTS THE ISOLATION A BATTERED WOMAN HAS EXPERIENCED, AND CLOSE LIVING WITH OTHER WOMEN ENCOURAGES THEM TO SHARE THEIR EXPERIENCES. FURTHERMORE, ACCORDING TO LOSEKE, THE ONGOING CONVERSATION AMONG WOMEN LIVING TOGETHER IN A SHELTER ENCOURAGES THEM TO EXPRESS THEIR ANGER AND DENIALS. FOR THE VIOLENCE THEY HAVE EXPERIENCED, AND OVERCOME FEELINGS OF GUILT AND INADEQUACY. THUS, SHELTERS AFFORD PEER SUPPORT AMONGST WOMEN, WHICH CAN REPLACE TRADITIONAL PSYCHOTHERAPY. THIS SUBSTITUTION CLAIM HAS BEEN BORNE OUT IN REAL-LIFE EXPERIENCE BY CLIENTS WHO DISCOVER OTHER WOMEN WHO HAVE SHARED THE SAME EXPERIENCES AND EMOTIONS, SINCE WOMEN HAVE THE SKILLS NECESSARY TO BE SUPPORTIVE LISTENERS. IN BRIEF,

SHELTERS ACCOMPLISH THEIR SERVICE GOALS PRIMARILY BY ALLOWING BATTERED WOMEN TO LIVE AMONGST EACH OTHER (LOSEKE 1992).

IN SUMMARY, THE SHELTER DESIGN GOAL IS TO PROVIDE SPACES THAT CAN TRANSFORM A BATTERED WOMAN INTO A STRONG AND INDEPENDENT WOMAN THAT IS CAPABLE, BOTH PHYSICALLY AND EMOTIONALLY, TO VIGOROUSLY CONTINUE BUILDING HER LIFE. WITHIN THIS FRAMEWORK, WOMEN WITH CHILDREN ESTABLISH THE ENVIRONMENT ACCORDING TO THEIR SURROUNDING SPACES; THEY ACCOMPLISH EVERYTHING THEMSELVES AND THROUGH THIS EXPERIENCE THEY CAN BECOME CAPABLE OF LIVING WITHIN A FACILITY THAT OFFERS PRIVACY AND A SENSE OF COMMUNITY. THE FACILITIES MUST PROVIDE SPACES FOR GROUP COUNSELING, WHICH HAS PROVEN BENEFITS. WITHIN THESE ROOMS WOMEN LEARN POWERFUL PRINCIPLES, SHARE EXPERIENCES AND HAVE SUPPORT FROM EACH OTHER. HAVING SPACES TO SHARE NON-JUDGMENTAL, EMPOWERMENT-BASED COUNSELING AND SUPPORT GROUPS HELP NOT ONLY TO IDENTIFY AND UNDERSTAND THEIR PROBLEM BUT ALSO EDUCATE THEM TO RESPECT AND LOVE THEMSELVES.

IN ADDITION TO THE IDEAS PRESENTED EARLIER, DR. VERDERVER'S SKETCHES ARE ALSO TAKEN IN CONSIDERATION. A BRIEF DISCUSSION OF EACH SKETCH POINTS OUT THE IMPORTANCE OF THE IDEAS PRESENTED IN THIS THESIS. EACH SKETCH POINTS OUT AN IMPORTANT VARIABLE OF SHELTER DESIGN. FOR EXAMPLE, THE NEIGHBORHOOD ANALYSIS POINTS OUT THAT THE BUILDING SHOULD NOT BREAK FROM ITS SURROUNDING CONTEXT, BUT IF IT DOES, IT SHOULD BE CLOSE TO A POLICE STATION. THE SKETCHES ARE SELF EXPLANATORY AND STRAIGHTFORWARD.

NEIGHBORHOOD ANALYSIS

- QUALITY OF NEIGHBORHOOD HAS DIRECT EFFECT ON RESIDENTS' FEELING OF SECURITY (PARTICULARLY CHILDREN) - CITIZEN SHERIFF - CRESCENT HOUSE WGS GET BEATEN UP BECAUSE NEIGHBORHOOD KIDS KNOW THAT THEY ARE FROM THE SHELTER
- NEIGHBORS CONCERNED THAT PROPERTY VALUES MAY DEPLATE BECAUSE OF SHELTER

- BUILDING SHOULD NOT MAKE AN OENIOUS BREAK FROM ITS SURROUNDING CONTEXT
- SHELTERS WHICH STANDOUT FROM CONTEXT NEED A CLOSE WORKING RELATIONSHIP WITH POLICE



FIGURE	
0 9	IDEAL LOCATION FOR SHELTERS

FREEDOM OF CHOICE

- ALLOW FOR OPPORTUNITIES FOR SOLITUDE AWAY FROM MAIN SOCIAL HUB OF THE SHELTER

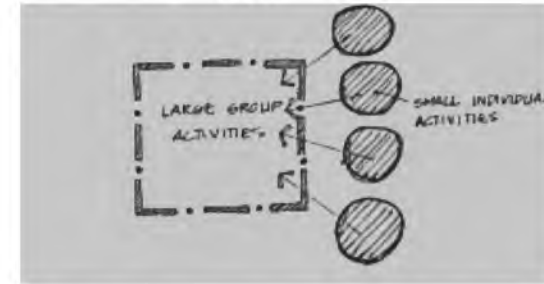


FIGURE	
1 1	FREEDOM OF CHOICE

COMMUNITY INTERACTION

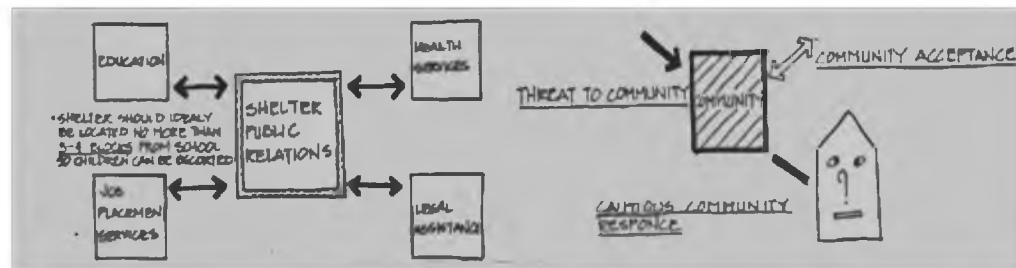


FIGURE	
1 0	COMMUNITY INTERACTION

CONTINUUM OF SOCIAL INTERACTION

- EACH VISITOR TAKES A DIFFERENT AMOUNT OF TIME TO REACHES TO SOLITUDE. THERE IS A GREAT DEAL OF STRESS AND FEAR INVOLVED.

LOW SOCIAL INTERACTION

HIGH SOCIAL INTERACTION

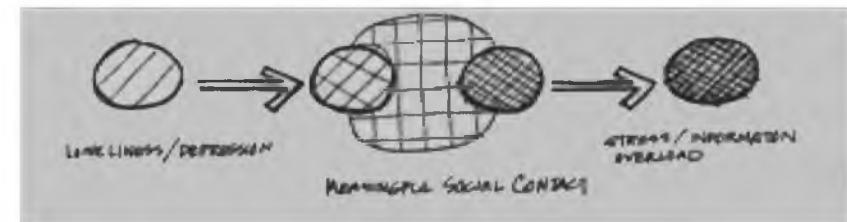


FIGURE	
1 2	CONTINUUM OF SOCIAL INTERACTION

C. PRESERVING CHILDHOOD IN SHELTERS

"THOUSANDS OF CHILDREN WITNESS DOMESTIC VIOLENCE WHEN THEIR MOTHERS ARE BATTERED. SOMETIMES THE CHILDREN THEMSELVES ARE PHYSICALLY ABUSED; MORE OFTEN, THEY ARE EMOTIONALLY AND PSYCHOLOGICALLY ABUSED-SOMETIMES FORCED TO WATCH THEIR MOTHERS BEING BEATEN" (HARNS 1998).

"HOMELESS CHILDREN EXPRESSED CERTAIN PLEASURES THAT WERE REPEATED OVER IN THEIR CONVERSATIONS. MAKING FRIENDS WITH OTHER CHILDREN IN WHOM ONE COULD CONFIDE, SHARE COMMON INTERESTS, AND PLAY WITH WAS SEEN AS A COMFORT AND DELIGHT" (HEUSEL 1995).

"SHELTERED CHILDREN, WHOSE PREVIOUS EXPERIENCE HAD BEEN FULL OF FAMILY CONFLICT OR NEIGHBORHOOD VIOLENCE, KNEW AND ACKNOWLEDGED THAT LIVING IN THE STREETS OR AT THE SHELTER WERE SYNONYMOUS WITH BEING HOMELESS." "THEY HAD BEEN TAUNTED FOR LIVING THERE. AND, WERE EMBARRASSED, SAD, AND FEELING POOR" (HEUSEL 1995).

STUDIES INDICATE THAT 70% OF WOMEN SEEKING SHELTER HAVE THEIR CHILDREN WITH THEM, AND 17 % OF THESE HAVE THREE OR MORE (MCKAY 1994). SUCH A STATISTIC MAKES IT CLEAR THAT THE INCLUSION OF CHILDREN MUST BE INCLUDED AS A SIGNIFICANT FACTOR IN THIS THESIS. FOR CHILDREN ENTERING SHELTERS, THIS MAY BE A SIGNAL OF THE DISINTEGRATION OF THEIR FAMILIES, OR A SEPARATION FROM THEIR NEIGHBORHOOD, THEIR SCHOOL AND/OR THEIR FATHER. THESE CHILDREN SUFFER FROM STRESSES SIMILAR TO THEIR MOTHERS. THEY MAY HAVE BEEN TARGET OF CHILD ABUSE (HARNS 1998). IN SOME CASES WHILE MOTHERS ARE IN CRISIS, THEIR RELATIONSHIPS WITH THEIR CHILDREN MAY CHANGE. THEREFORE, THE SHELTER DESIGN WILL PROVIDE SPACES FOR MOTHERS WITH CHILDREN'S ACTIVITIES. ALSO, CHILDREN NEED THE OPPORTUNITY TO HAVE THEIR OWN SPACE TO REST, TO ASSESS THEIR SITUATIONS AND TO DEVELOP A PHYSIOLOGICAL SENSE OF SAFETY WITHIN THEIR OWN ROOM. MOST LIKELY, ONCE THE CHILDREN FEEL THAT THEY ARE IN A SAFE PLACE, THEY CAN OVERCOME THE PHYSIOLOGICAL EFFECTS OF BATTERING (HARNS 1998). LATER CHAPTERS DISCUSS THE STRATEGIES FOR THE DIFFERENT TYPES OF SPACES NEEDED IN THE BUILDING.

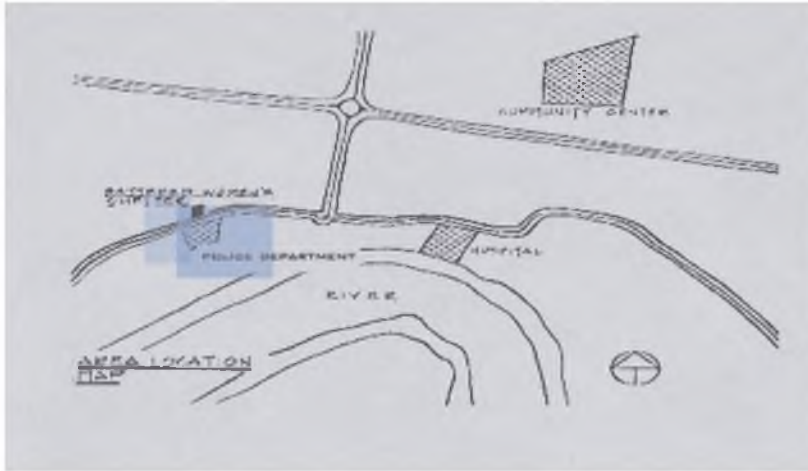


FIGURE	
1 3	NEIGHBORHOOD ANALYSIS

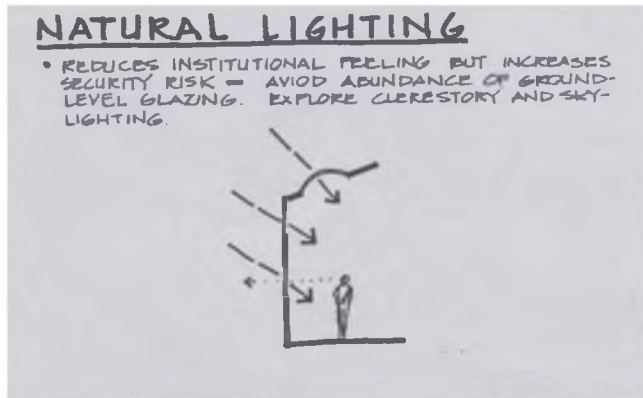


FIGURE	
1 4	NATURAL LIGHTING IN SHELTERS

ANOTHER STUDY BY HOUSEL IN 1992 FOCUSED ON CHILDREN'S PERSPECTIVES ON THEIR SITUATIONS. THEY VARIED GREATLY DEPENDING ON AGE, SEX, AND FAVORITE DIVERSIONS, AND PROVIDED AN UNDERSTANDING OF CHILDREN'S DESIRES FOR CERTAIN QUALITIES IN SPACES. HOUSEL'S STUDY REVEALED THAT ONE THIRD OF THE CHILDREN WISHED FOR MATERIAL THINGS AND ACHIEVEMENTS. THEIR DREAMS INCLUDED HAVING A HAPPY HOME AND HAVING THEIR OWN ROOM. A NINE-YEAR-OLD GIRL SIMPLY WISHED FOR NICE THINGS FOR HERSELF AND HER MOM. ONE BOY EMPHASIZED HIS LONGING FOR A HOME IN HIS DREAMS (HARNS 1992). THESE DESIRES EXPRESSED BY THE CHILDREN PROVIDE THE CONCEPTUAL FRAMEWORK FOR THE CHILDCARE CENTER AND RESIDENCES.

CLEARLY, THE RESEARCH ON CHILDREN PROVIDES A GOOD IDEA OF THE QUALITY OF SPACES FOR CHILDREN IN THE SHELTER. AGAIN, THE ANSWER GOES TO THE SAME PRINCIPLE. THE COMMON NEEDS OF CHILDREN IN SHELTERS ARE SAFETY AND SECURITY. SOME CHILDREN ARE MORE SENSITIVE DURING THE STAGE OF LIVING IN A SHELTER. THEY MAY FEAR THE DARK, THE STRANGERS, AND FEAR OF BEING OUTSIDE THE HOME (HARNS 1994). ANOTHER COMMON NEED OF CHILDREN IS EMOTIONAL SUPPORT AND COUNSELING. COUNSELORS USE THEIR TIME HELPING CHILDREN IDENTIFY THEIR FEARS AND UNCERTAINTIES. FOR THAT REASON, THE CHILDREN'S HELP STAFF MUST HAVE THEIR OWN SPACES TO TAKE CARE OF EACH CHILD INDIVIDUALLY AS WELL AS IN A GROUP SETTING. DURING GROUP COUNSELING, CHILDREN ARE OFFERED A WAY TO IDENTIFY FEELINGS AND DEAL WITH FEARS, GUILT, AND CONFUSION. IT MUST BE A SPACE OF COMFORTABLE SITTING AREAS AND A NON-DISTRACTING ENVIRONMENT. THEREFORE, THE CHILDREN'S COUNSELING ROOM MUST BE A SAFE ROOM NEAR THE PLAYGROUND SO AFTER COUNSELING, THE CHILDREN CAN GATHER AND PLAY AS A GROUP.

"WHEN SHELTERS HAVE GOOD INDOOR AND OUTDOOR PLAY SPACES, THEY CONVEY THE MESSAGE THAT THEY ARE READY FOR CHILDREN AND UNDERSTAND WHAT THEY NEED. IF THE PLAY SPACES ARE SUPERVISED BY STAFF, THE MESSAGE IS THAT THE SHELTERS CARE ABOUT CHILDREN'S DEVELOPMENT AND ARE GIVING THEM THE SAME PLAY OPPORTUNITIES THAT OTHER CHILDREN HAVE IN SCHOOL AND CHILDCARE" (HARNS 1998).

THE CHILDCARE CENTER MUST BE DESIGNED AS A LARGE OPEN SPACE WHERE THE CHILDREN CAN FEEL COMFORTABLE INTERACTING WITH OTHER CHILDREN GOING THROUGH THE SAME DIFFICULTIES. THUS, A TERRACE WAS DESIGNED ON THE THIRD FLOOR AS A LARGE OPEN SPACE THAT SERVES AS AN OUTDOOR PLAY AREA. IT IS A SPACE THAT EXPRESS SAFETY SINCE IT IS SURROUND BY THE ENCLOSE WALLS OF THE BUILDINGS.

ONCE AGAIN DR. VERDERVER'S SKETCHES WERE INCLUDED IN THIS PART OF THE RESEARCH. THESE EMPHASIZE THE CHILDREN'S SAFETY AND BUILDING LOCATION CONSIDERATIONS FOR THE SAME REASON. AS THE DRAWINGS EXPLAIN, THE CHILDREN'S OUTDOOR PLAY AREA MUST BE LOCATED IN A SAFE AND PROTECTED AREA. ALSO, RESIDENT PARKING MUST BE LOCATED ADJACENT TO THE LIVING FACILITIES. THESE SKETCHES ONLY PARTIALLY REFLECT CHILDREN'S SAFETY CONSIDERATIONS.

IN SUMMARY, THE THREE BASIC ELEMENTS TO KEEP IN MIND IN RENDERING THE DESIGN ARE PROTECTION, SUPPORTIVE RELATIONSHIPS, AND APPROPRIATE POSITIVE STIMULATION. PROTECTION INCLUDES HEALTH, SAFETY, AND PREVENTION OF ABUSE OR NEGLECT. INCLUDING THESE THREE ELEMENTS IN THE DESIGN WILL ALLOW THE FACILITY TO BECOME A PLACE OF TRUE SHELTER. THE DESIGNED BUILDING WILL HAVE THE SUPPORTING VARIABLES SURROUNDING THE CHILDREN VARIABLES. MANY ENVIRONMENTAL ARCHITECTURAL CONCEPTS SUCH AS SPACE, PRIVACY, AND SUPPORT NETWORKS ARE MEANINGFUL TO CHILDREN AS I DISCOVERED IN THE VERBALIZATION OF

THEIR FEELINGS IN THE COURSE OF MY RESEARCH INTO THE PLIGHT OF CHILDREN IN SHELTERS. THE IMPACT OF SHELTER LIVING ON LATENCY AGE CHILDREN IS CITED IN LITERATURE (WALSH 1990).

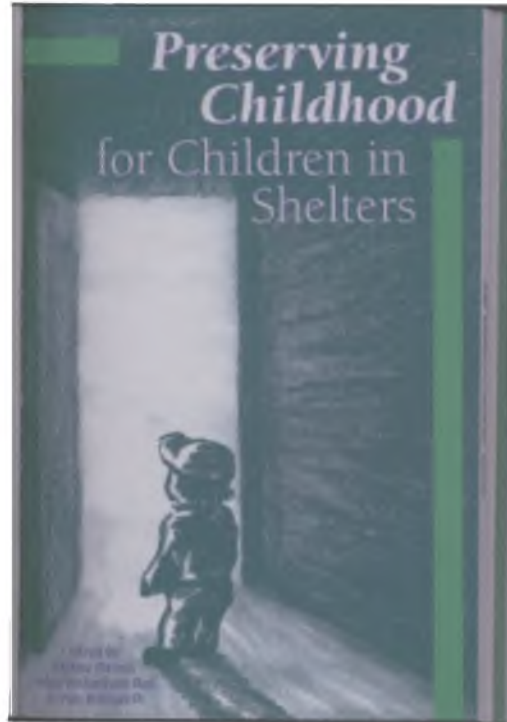


FIGURE	
1 5	COVER OF BOOK, <i>CHILDHOOD FOR CHILDREN IN SHELTERS</i>

CHILDREN'S OUTDOOR PLAY AREA

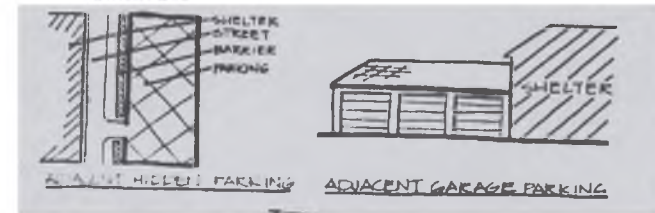
- ARRANGE SO THAT CHILDREN CAN PLAY FREELY OUTDOORS IN A SAFE, PROTECTED AREA THEY SHOULD BE ABLE TO BE VIEWED AT ALL TIMES BUT NOT FEEL AS THOUGH THEY ARE BEING WATCHED



FIGURE	
1 6	CHILDREN OUTDOOR PLAY AREA

RESIDENTS PARKING

- RESIDENTS FEAR THAT HUSBANDS MAY SPOT CAR - PARKING NEEDS TO BE CONCEALED
- MOST RESIDENTS DO NOT HAVE CARS OR CANNOT AFFORD GAS



- SHELTER SHOULD BE WITHIN TWO BLOCKS OF BUS STOP BECAUSE MOST WOMEN DON'T HAVE CARS

FIGURE	
1 7	RESIDENTS PARKING

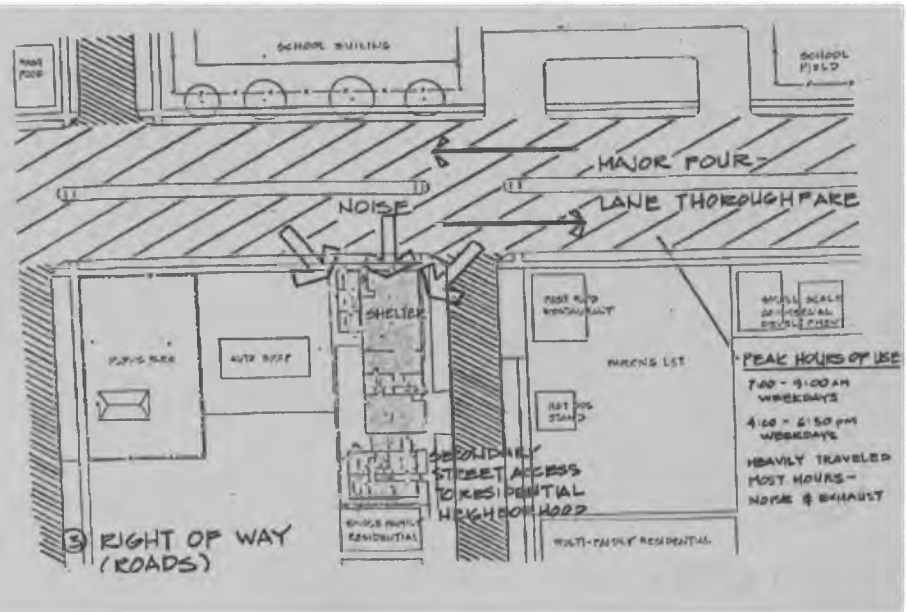
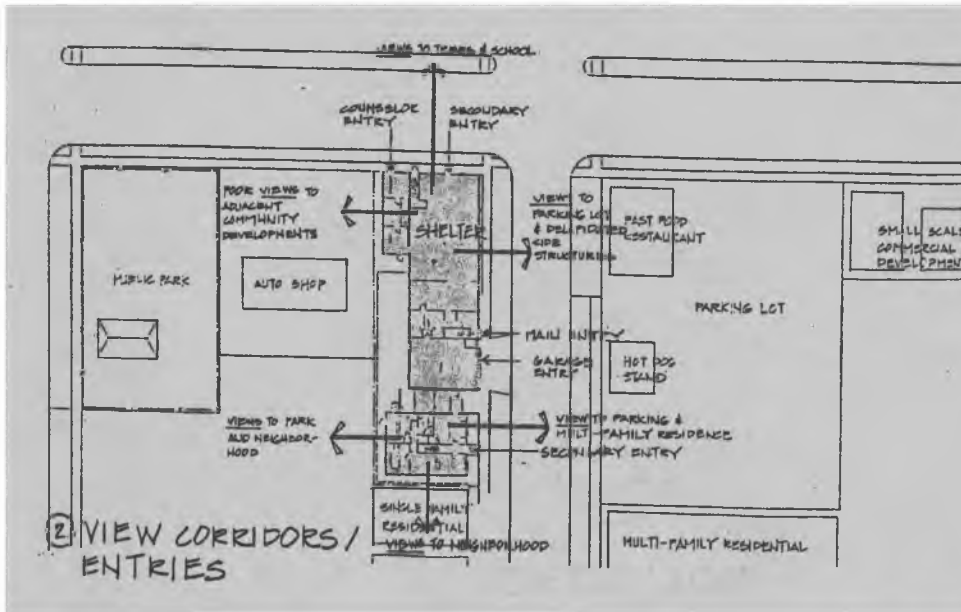


FIGURE	
1 8	CORRIDORS AND ENTRIES, DIAGRAM

FIGURE	
1 9	RIGHT-OF-WAY ROADS, DIAGRAM

AGAPE WOMEN SHELTER . YMCA WOMEN SHELTER . ALEXANDRIA WOMEN SHELTER



Chapter IV

C a s e
s t u d i e s

CHAPTER IV
CASE STUDIES

A. CASE STUDY A.

AGAPE WOMEN'S MINISTRIES IN HOMESTEAD, FLORIDA

THIS SHELTER, AS SHOWN IN FIGURE 23, PROVIDES SERVICES FOR WOMEN IN SOUTH FLORIDA. THE STRUCTURE WAS BUILT IN THE LATE 1970S AS A PRIVATE HOME. LATER IT BECAME A WOMEN'S CENTER BY ADDING TRAILERS TO PROVIDE SHELTER FOR WOMEN IN NEED. IN THE MAIN BUILDING, THE INTERIOR WAS IN SHOCKING CONDITION: AND THERE WAS WOEFULLY INSUFFICIENT OFFICE SPACE FOR COUNSELORS AND STAFF. THE RESIDENTIAL UNITS WERE SHARED TRAILERS THAT CONNECTED TO EACH OTHER BY AN ELEVATED WOODEN WALKWAY (SEE FIGURE 23). IN ADDITION, DUE TO THE HIGH DEMAND FOR RESIDENCES, THE ROOMS WERE SHARED BY MORE THAN ONE FAMILY, FREQUENTLY CREATING A VERY TENSE ENVIRONMENT AND LACK OF PRIVACY. THE MOST IMPORTANT CONSIDERATIONS IN A SHELTER WERE ALL MISSING IN THIS BUILDING, NAMELY: PRIVACY, SAFE LOCATION AND SUPPORT SERVICES. THE FACT THAT THIS SPECIFIC SHELTER DID NOT ADDRESS THESE VERY BASIC CONSIDERATIONS MAKES IT A PERFECT CASE STUDY FOR THIS THESIS.

CLEARLY, SECURITY IN THIS BUILDING WAS ALMOST TOTALLY LACKING; ANYONE COULD ENTER THE BUILDING DUE TO THE ABSENCE OF FENCING, GATES AND/OR A SECURITY OFFICER IN THE MAIN ENTRANCE. FURTHERMORE, THERE WERE NO INTERIOR SPACES WHERE THE CHILDREN COULD MEET TO INTERACT. AS WE SEE IN FIGURE 24, THE MAP SHOWS THAT THE SHELTER IS VERY FAR FROM SCHOOLS, POLICE DEPARTMENTS OR ANY OTHER ENTITY OR FACILITY THAT COULD HELP WITH THE EVERYDAY NEEDS FOR THE WOMEN AND CHILDREN. A PROBLEM OF PARTICULAR CONCERN IS CREATED BY HAVING THE SHELTER LOCATED FAR FROM THE NEAREST SCHOOL, AS THIS LEADS TO

INTERRUPTED ATTENDANCE AND HINDERS THE LEARNING PROGRESS OF CHILDREN. HOWEVER, NEW INSTALLATIONS AT THIS FACILITY WILL ALSO SERVE AS A REASONABLE CASE STUDY FOR THIS RESEARCH.

AGAPE WOMEN'S MINISTRIES EXISTENT FACILITIES



FIGURE 2 0



FIGURE 2 2



FIGURE 2 3

FIGURE	
2 0	AGAPE SURROUNDING SITE
2 1	MAIN BUILDING OF AGAPE WOMEN'S MINISTRIES
2 2	RESIDENCES OF AGAPE WOMEN'S MINISTRIES

THE NEW PROPOSAL FOR THE AGAPE WOMEN'S MINISTRIES IN HOMESTEAD IS A TYPICAL FLORIDIAN ARCHITECTURAL DESIGN THAT WILL SERVE AN AVERAGE OF SIXTEEN WOMEN. TWO RESIDENTS WILL SHARE EACH HOUSING UNIT COMFORTABLY (SEE FIGURE 23). THE ADMINISTRATION AND SUPPORT SERVICE IS THE FRONT BUILDING AND THE REAR BUILDING IS THE CHILDCARE CENTER. THE LAYOUT APPEARS COMFORTABLE AND FLEXIBLE BUT THE DESIGN FAILS TO ADDRESS SOME SECURITY CONTROL ISSUES.

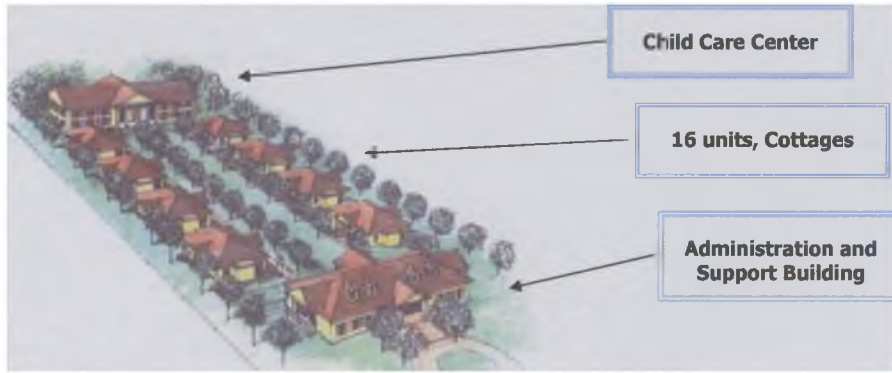
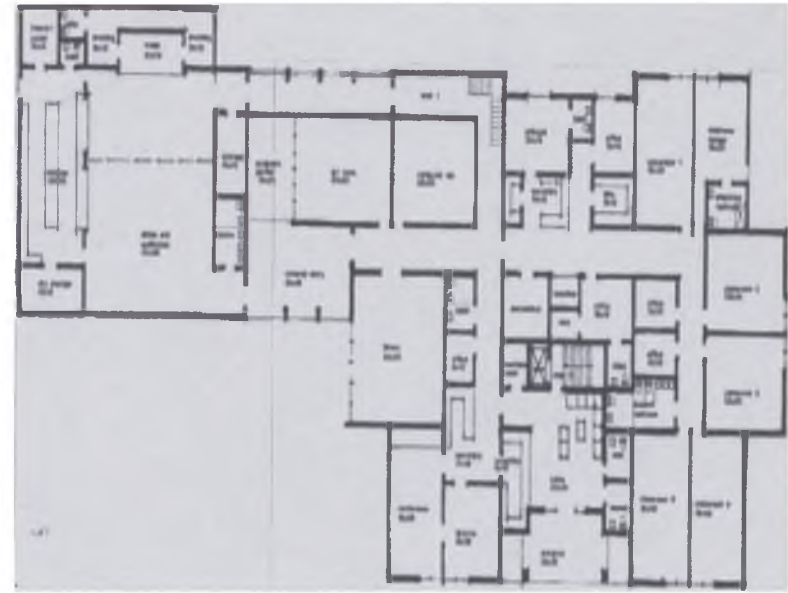


FIGURE	
2 3	AGAPE SHELTER, NEW FACILITIES



First Floor plan of Admin and Support Building



FIGURE	
2 4	AGAPE SHELTER, AERIAL VIEW



FIGURE	
2 5	AGAPE SHELTER, NEW FACILITIES, PLAN AND ELEVATION

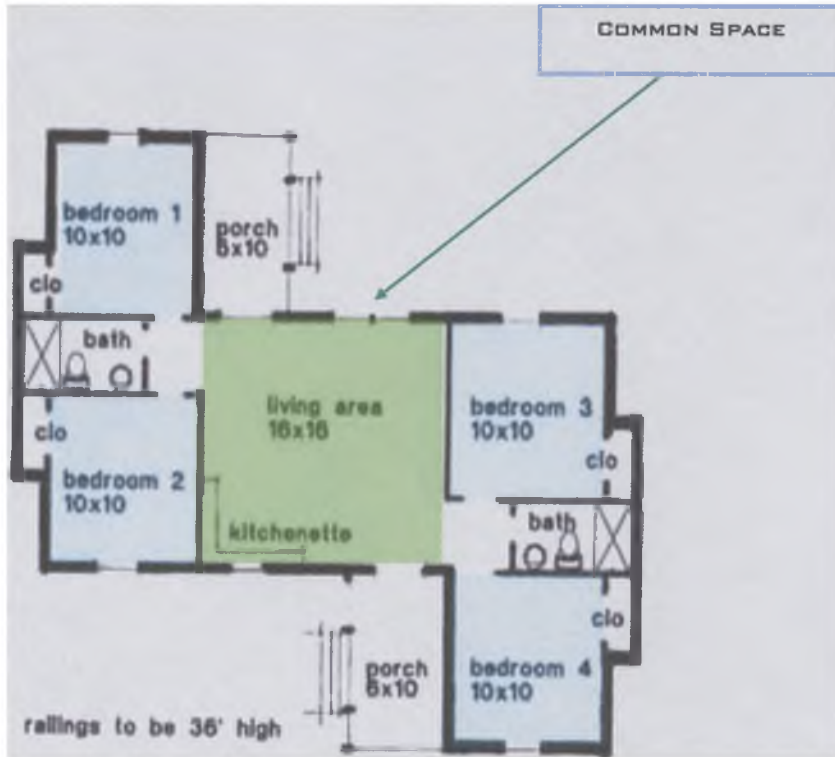


FIGURE	
2 6	AGAPE SHELTER, NEW FACILITIES FLOOR PLAN OF TYPICAL COTTAGES

FIGURE	
2 7	AGAPE SHELTER, NEW FACILITIES ELEVATION OF TYPICAL COTTAGES

**B. CASE STUDY B.
YMCA WOMEN SHELTER, CINCINNATI, OHIO**

THE YMCA BATTERED WOMEN'S SHELTER IN CINCINNATI IS ONE OF THE LATEST DESIGNS IN WOMEN'S SHELTERS IN THE U.S. IT WAS DESIGNED BY KZF ARCHITECTS IN 1999 FOR THE YMCA ENTITY DEDICATED TO AIDING WOMEN IN DISTRESS.

THE 11,000- SQUARE-FOOT FACILITIES ACCOMMODATE MORE THAN 40 FAMILIES IN A VERY COMFORTABLE AND FLEXIBLE WAY. IN THIS MONOLITHIC BUILDING, THE COMMON AREAS ARE LOCATED ON THE GROUND FLOOR IN FAIRLY OPEN SPACES SHARED BY THE RESIDENTS (SEE FIGURE 28). THE KITCHEN, LIVING ROOM, AND THE DINING ROOMS ARE LOCATED ON THE FIRST FLOOR, WHICH GIVES IT A HOME-LIKE FEELING. BEFORE DESIGNING THE BUILDING, KZF INTERVIEWED CHILDREN FROM OTHER SHELTERS. THEY FOUND THAT CHILDREN DESCRIBED SPECIFIC AND DIFFERENT STRESSFUL SITUATIONS THAT CONVEYED THE DIFFICULTIES OF NOT HAVING A PERMANENT HOME. THE STRESSFUL EXPERIENCES DESCRIBED INCLUDED MOVING FREQUENTLY, LEAVING FRIENDS BEHIND, CHANGING SCHOOLS, AND HAVING NO PLACE TO CALL HOME. FOR THEM, LIVING IN TRANSITIONAL HOUSING BROUGHT A REPRIEVE.

COLORFUL MURALS ARE WRAPPED AROUND THE CHILDREN'S EDUCATIONAL AND PLAY AREAS. THEY CREATE A FUN AND HAPPY ATMOSPHERE FOR THE CHILDREN. THE DESIGN CLEARLY DEMONSTRATES THE PRIORITY PLACED ON THE CHILDREN (SEE FIGURE 30). AS DISCUSSED PREVIOUSLY, PRESERVING CHILDHOOD IN SHELTERS IS ONE OF THE CRUCIAL VARIABLES IN SHELTER DESIGN.

IN THIS STUDY CASE THE CONCEPT OF ASYLUM DESIGN INCLUDED ACCOMMODATING MULTIPLE FAMILIES AND CREATING SPACES THAT COULD FEEL LIKE HOME. ON THE

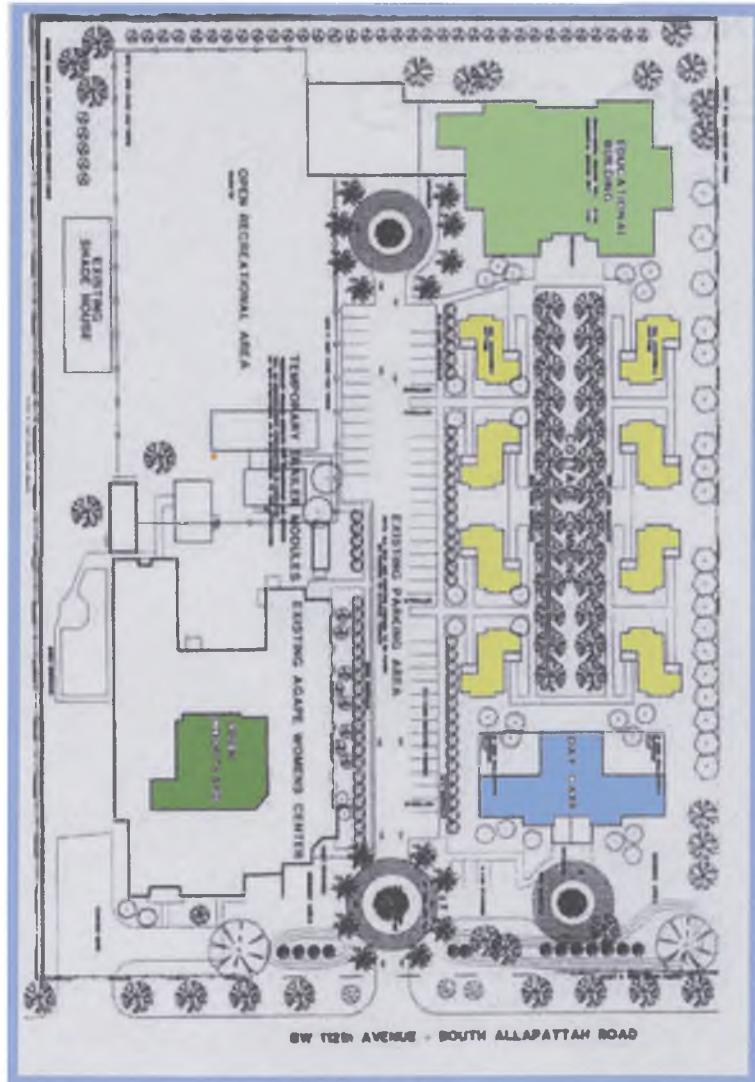


FIGURE	
28	AGAPE SHELTER, NEW FACILITIES, SITE PLAN

OTHER HAND, THIS SHELTER DOES NOT HAVE MEETING ROOMS FOR COUNSELING OR ANY OTHER SPACE FOR PHYSICAL AND PSYCHOLOGICAL COUNSELING.

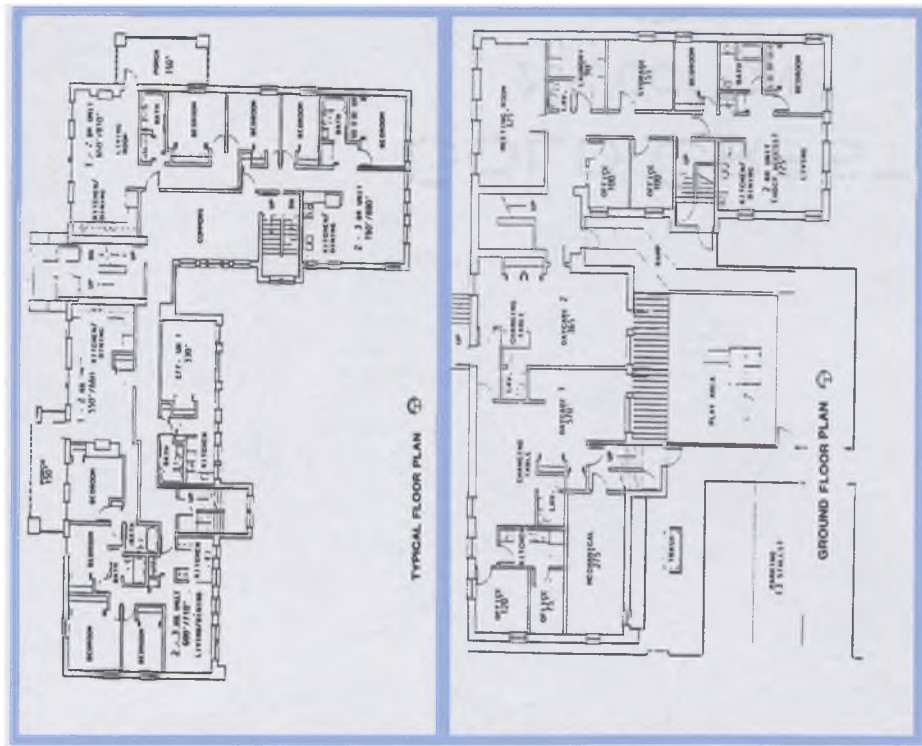


FIGURE	
2 9	YMCA WOMEN'S SHELTER FLOOR PLANS




FIGURE	
3 0	YMCA WOMEN'S SHELTER INTERIOR

**C. CASE STUDY C.
CARPENTER SHELTER, ALEXANDRIA, VIRGINIA**

ALEXANDRIA'S STUDY CASE WAS SELECTED FOR THE PURPOSE OF STUDYING THE ENVIRONMENTAL FACTORS IN SHELTER LIVING. THE ENVIRONMENT IN WHICH A PERSON OPERATES HAS A STRONG INFLUENCE ON THAT PERSON'S WELL-BEING AND BEHAVIOR, AND THE REALITY OF THE PERSON'S ENVIRONMENT IS HOW THE PERSON PERCEIVES IT (ROGERS, STONE AND CHURCH 1966).

THIS CASE STUDY SERVES AS THE MOST DRASTIC BASIS OF COMPARISON IN DIRECT CONTRAST WITH THE PROPOSAL IN THIS THESIS. CARPENTER SHELTER IN VIRGINIA IS A WAREHOUSE THAT WAS CONVERTED INTO A WOMEN'S SHELTER IN 1997. THIS CASE STUDY MADE VERY CLEAR THE IMPORTANCE OF HAVING A STRATEGICALLY DESIGNED PROGRAM FOR THIS THESIS PROJECT. THE LACK OF SAFETY, FLEXIBILITY, AND COMFORT ARE EVIDENT IN THE PHOTOS OF THE INTERIOR SPACES (SEE FIGURE 32).



FIGURE	
3 1	CHILDREN IN ALEXANDRIA SHELTER
3 2	WOMAN IN HER ROOM

“WOMEN AND CHILDREN GOING THROUGH THE PHASE OF MOVING FROM A HOME ENVIRONMENT TO A SHELTER NEED THE OPPORTUNITY TO REST, TO ASSESS THEIR SITUATIONS, AND TO DEVELOP A PSYCHOLOGICAL AND PHYSIOLOGICAL SENSE OF SAFETY. ONCE WOMEN FEEL THEY AND THEIR CHILDREN ARE SAFE, THEY OVERCOME THE PSYCHOLOGICAL EFFECTS OF BATTERING” (SHOSTACK 2001).

THE NEEDS IDENTIFIED IN THE ABOVE QUOTE ARE NOT MET IN THE CARPENTER WOMEN'S SHELTER. A THIN FABRIC CURTAIN DIVIDES THE CUBICLE ENTRANCE DOORS. THEY OBVIOUSLY PROVIDE A VAGUE SEMBLANCE OF PRIVACY AND COMFORT. MOTHERS AND CHILDREN SHARE THE SAME BED AND UNITS WITH MORE THAN ONE ROOM HAVE TO SHARE BATHROOMS. THESE LIVING CONDITIONS ARE NOT THE MOST APPROPRIATE FOR FOSTERING SELF-ESTEEM OR SELF-RELIANCE. CARPENTER SHELTER DOES NOT OFFER SUPPORT SERVICES SUCH AS PSYCHOLOGISTS OR PRIVATE HEALTH CARE. IT ONLY SERVES AS A PLACE THAT HELPS KEEP WOMEN AND CHILDREN FROM BECOMING HOMELESS.

CARPENTER SHELTER DOES NOT PROVIDE SUFFICIENT SERVICES OR PRIVACY FOR WOMEN WITH CHILDREN (SEE FIGURE 34). THE LACK OF FOOD PREPARATION AREAS AND RECREATIONAL FACILITIES FOR CHILDREN MAKE IT DIFFICULT TO REMAIN IN THE SHELTER FOR MORE THAN A FEW WEEKS. FIGURE 33 PROVIDES A DESCRIPTIVE VISUALIZATION OF A CHILD'S DREADFUL LIVING CONDITIONS.

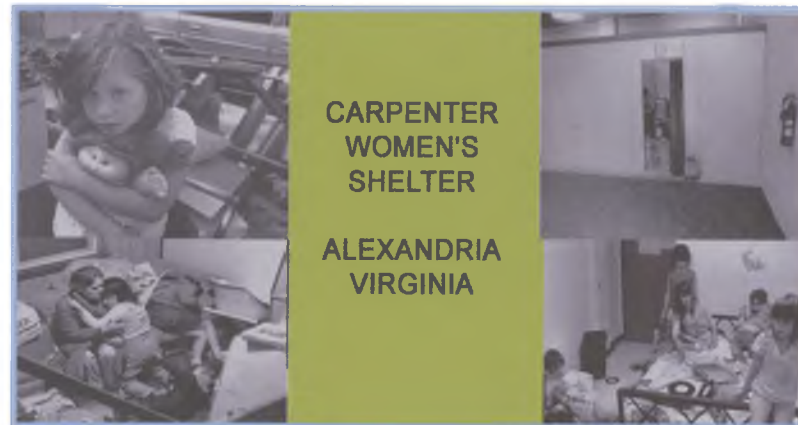


FIGURE	
3 3	CARPENTER WOMEN'S SHELTER CONDITIONS



Chapter V

Statistics

CHAPTER V
STATISTICAL DATA

A. NATIONAL AND STATE STATISTICS

THE STATISTICAL DATA FOR DOMESTIC VIOLENCE IN FLORIDA ARE ONE OF THE HIGHEST IN THE UNITED STATES. IN MIAMI HARDLY A DAY GOES BY WITHOUT THE NEWS REPORTING DOMESTIC VIOLENCE CASES. IN THIS COUNTRY, A WOMAN IS BEATEN EVERY NINE SECONDS, AND ONE IS MURDERED BY HER HUSBAND OR BOYFRIEND EVERY SIX HOURS (U.S. DEPT. OF JUSTICE BUREAU OF JUSTICE STATISTICS 2001). DOMESTIC VIOLENCE IS THE LEADING CAUSE OF INJURY TO WOMEN (U.S. DEPARTMENT OF JUSTICE). NONETHELESS, CHILDREN ARE PRESENT DURING 80% OF THE TIME DURING THE ACT OF VIOLENCE. IN ADDITION, OF THE CHILDREN WHO LIVE IN THIS TYPE OF ENVIRONMENT, 50% EVENTUALLY BECOME BATTERERS OF WOMEN THEMSELVES. IN THE U.S. AN ESTIMATED 1,500 WOMEN ARE MURDERED EACH YEAR BY THEIR HUSBANDS, BUT MURDERS REPRESENT ONLY A TINY FRACTION OF DOMESTIC VIOLENCE (U.S. DEPARTMENT OF JUSTICE 2002).

IDENTIFYING THE COMMUNITY WITH MOST REPORTED CASES IN MIAMI WAS THEREFORE A VERY RELEVANT FACTOR IN THIS RESEARCH. THE FLORIDA DEPARTMENT OF CHILDREN AND FAMILIES REPORTED THE FOLLOWING COMMUNITIES IN NORTHEAST MIAMI AS THE MOST AFFECTED BY DOMESTIC VIOLENCE: MIAMI SHORES, NORTH MIAMI, BISLAYNE GARDENS, AND LITTLE RIVER (SEE FIGURE 34).

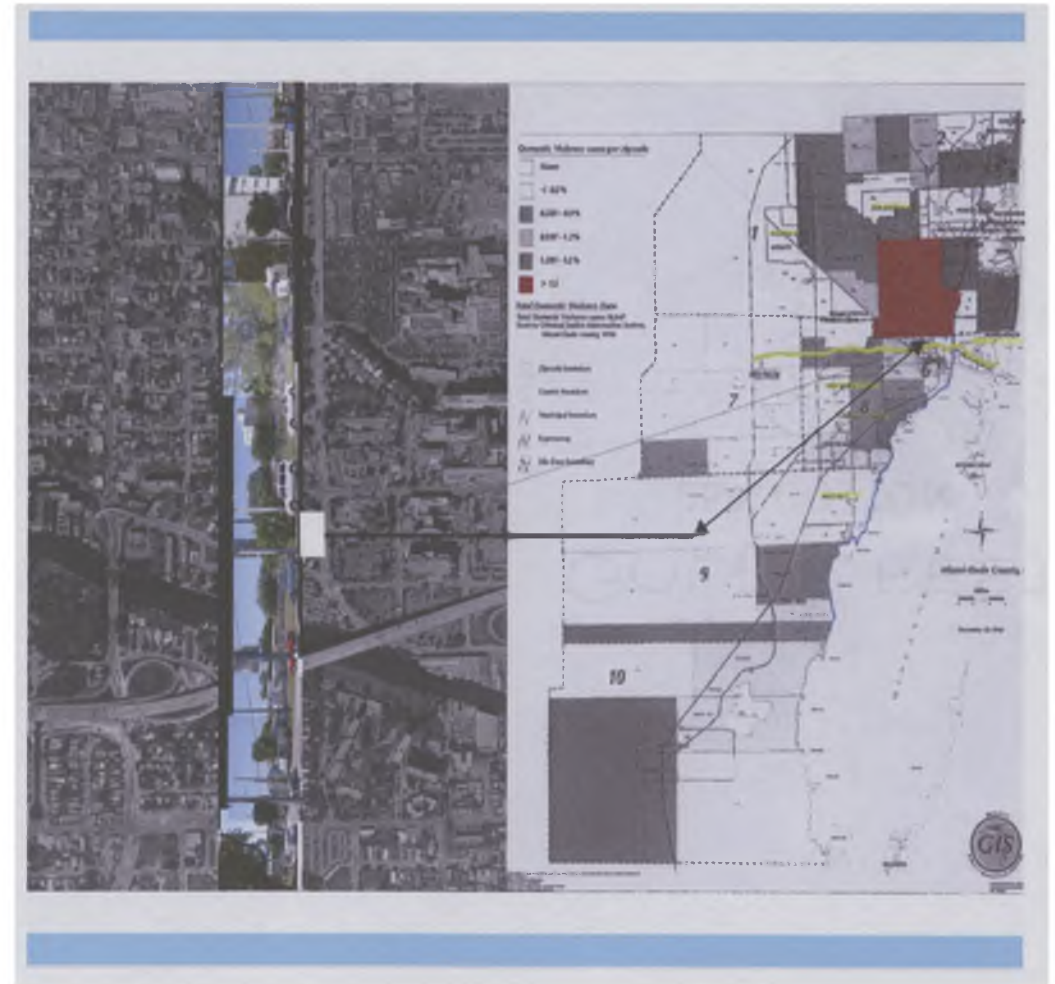

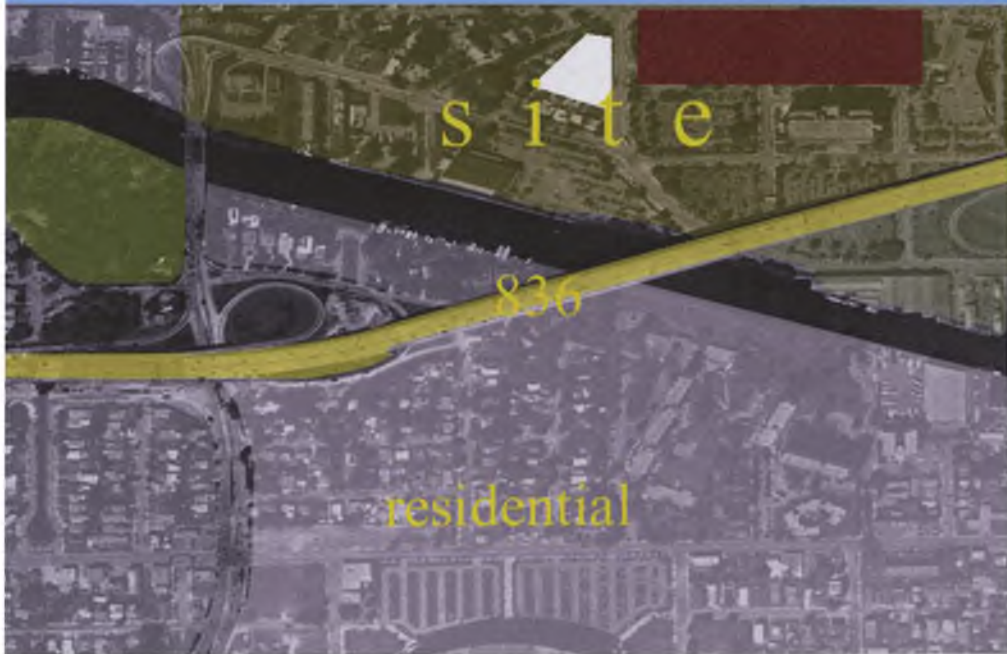
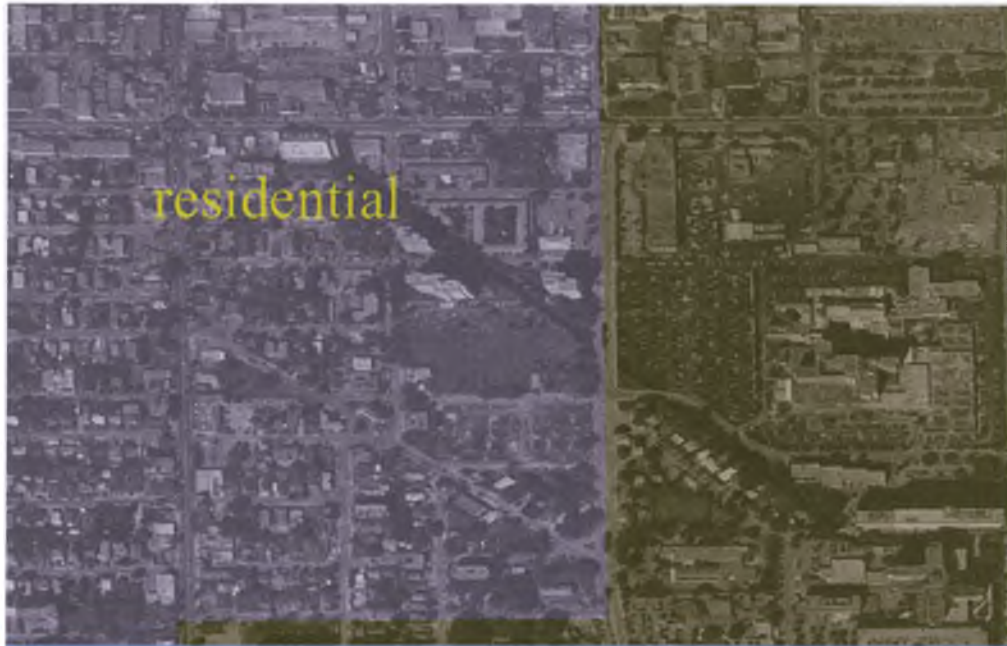


FIGURE	
3 4	STATISTICAL DATA INDICATOR MAP FOR MIAMI, FLORIDA



CHAPTER VI SITE ANALYSIS

A. URBAN ANALYSIS

WHERE TO LOCATE AN ASYLUM FOR WOMEN WITH CHILDREN WAS A POINT OF CONTENTION BETWEEN THOSE WHO BELIEVE THAT WOMEN SHOULD BE COMPLETELY SECLUDED AND ISOLATED FROM THE CITY, AND THOSE WHO BELIEVE THAT WOMEN NEED TO HAVE ACCESS TO THE BENEFITS OF INTERACTION WITH THE WORLD AT LARGE. THIS THESIS MAKES THE CASE THAT THE SHELTER SHOULD IN NO WAY BE ISOLATED. STATISTICS TELL THAT THE BATTERERS ARE MORE LIKELY TO ATTEMPT TO FIND THE WOMEN IF THEY ARE HIDDEN THAN IF THEY KNOW WHERE THEY ARE LOCATED (SHOSTACK 2001). THEREFORE, WOMEN GOING THROUGH SUCH DIFFICULT SITUATIONS NEED SHELTER IN A POSITIVE ENVIRONMENT THAT ENCOURAGES THEM TO FOCUS ON THEIR GOALS, OVERCOME THEIR OBSTACLES, AND BUILD UP WHAT THEY HAVE LOST.

THIS THESIS ALSO DEMONSTRATES THAT THE LOCATION SELECTED TO BUILD THE ASYLUM TOOK INTO CONSIDERATION THE STATISTICS OF REPORTED CASES IN THE ADJACENT AREAS. THIS MEANS THAT THE WOMEN WILL HAVE THE OPPORTUNITY TO KEEP THEIR CHILDREN CLOSER TO SCHOOLS, HOSPITALS, MANY INSTITUTIONS AS WELL AS PUBLIC TRANSPORTATION. FURTHERMORE, BECAUSE THE SITE IS CLOSE TO BUSINESS AREAS, IT WILL WIDEN THE FIELD OF JOB OPPORTUNITIES. IN ADDITION, THE ASYLUM WOULD HAVE THE ADDED BENEFIT OF HAVING COMMUNITY SUPPORT IN THE FORM OF MORE VOLUNTEERS AND COMMUNITY INVOLVEMENT IN FUNDRAISING ACTIVITIES. TO TOP IT OFF, THE AREA IS FAIRLY SECURE SINCE THE POLICE DEPARTMENT IS ONE OF THE MAIN INSTITUTIONS IN THE VICINITY.

UNDOUBTEDLY, SHELTERS SET UP IN CONVERTED PRIVATE HOMES IN RESIDENTIAL AREAS MAY ENCOUNTER OPPOSITION FROM NEIGHBORS WHO CLAIM THAT THE FACILITY WILL ATTRACT DANGEROUS OR STRANGE PEOPLE, CREATE PARKING PROBLEMS, AND REDUCE PROPERTY VALUES. CERTAINLY, THE URBAN SETTING SELECTED IS A NON-RESIDENTIAL, NON-COMMERCIAL AREA WHERE THE INSTITUTIONAL FACILITIES HARMONIZE WITH THE SHELTER FACILITIES. LATER DISCUSSION DESCRIBES THE SPECIFIC PROJECT SITE AND ITS SURROUNDINGS.

THE MIAMI-DADE BUILDING AND ZONING DEPARTMENT CODIFIED THAT SHELTER FACILITIES ARE NOT CLASSIFIED AS RESIDENTIAL OR COMMERCIAL STRUCTURES (MIAMI-DADE COUNTY COMMISSION FOR WOMEN 2003). THE ZONING DEPARTMENT INDICATES THAT SHELTER FACILITIES AS ZONED AS INSTITUTIONAL FACILITIES.

THE URBAN DIAGRAMS SHOW THE SURROUNDING AREAS OF THE CHOSEN SITE. IT IS SHOWING TRANSPORTATION ROUTES, BUS STATIONS, SITE RELATIONSHIPS WITHIN THE SURROUNDINGS, AND THE GEOMETRY OF THE CHOSEN URBAN CONTEXT. THESE DIAGRAMS (SEE PAGE 37) INDICATE SOME VARIABLES THAT WERE TAKEN IN CONSIDERATION TO COME UP WITH THE DESIGN STRATEGIES.

SELECTED AREA

NORTHWEST 14 AVENUE & 14 STREET

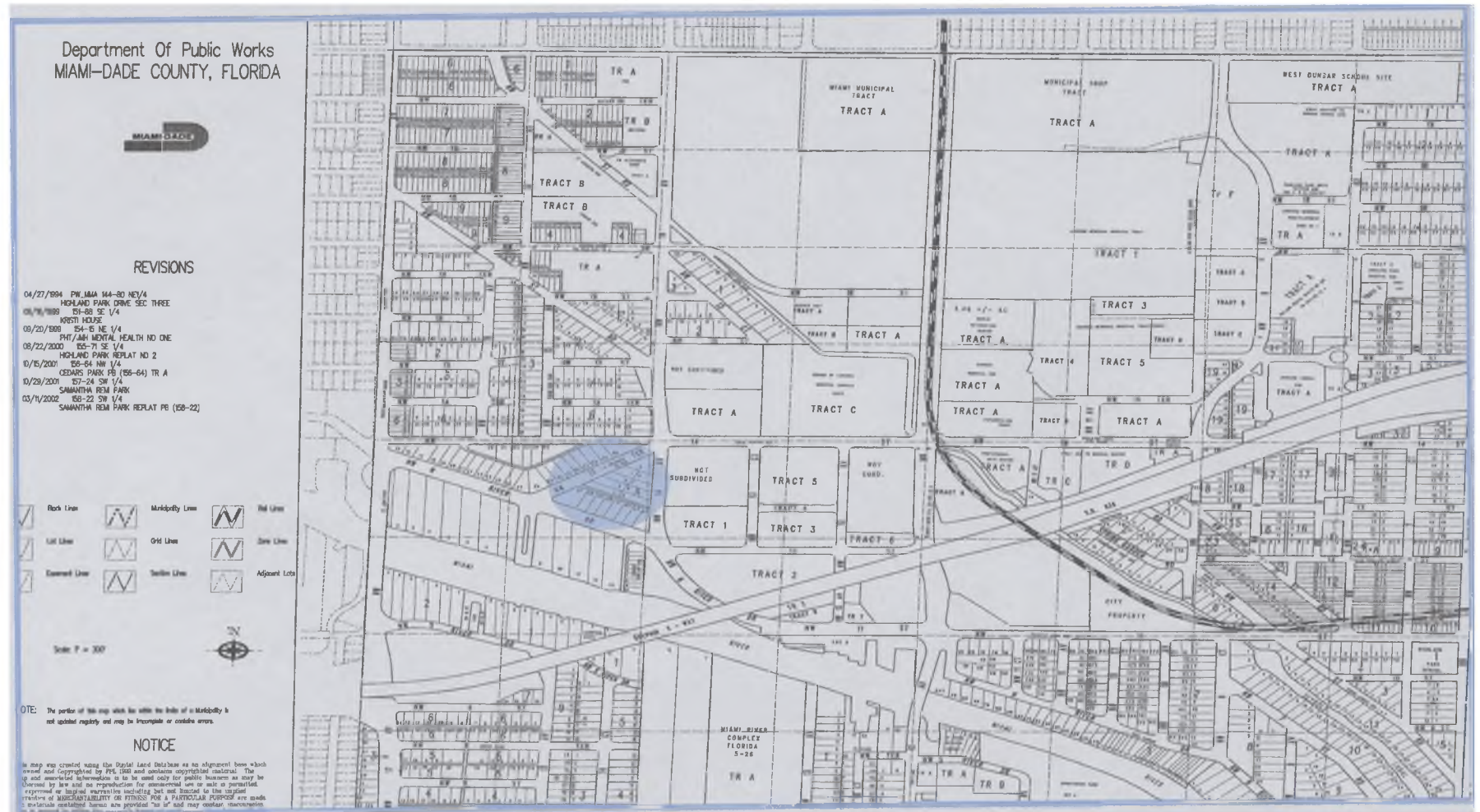


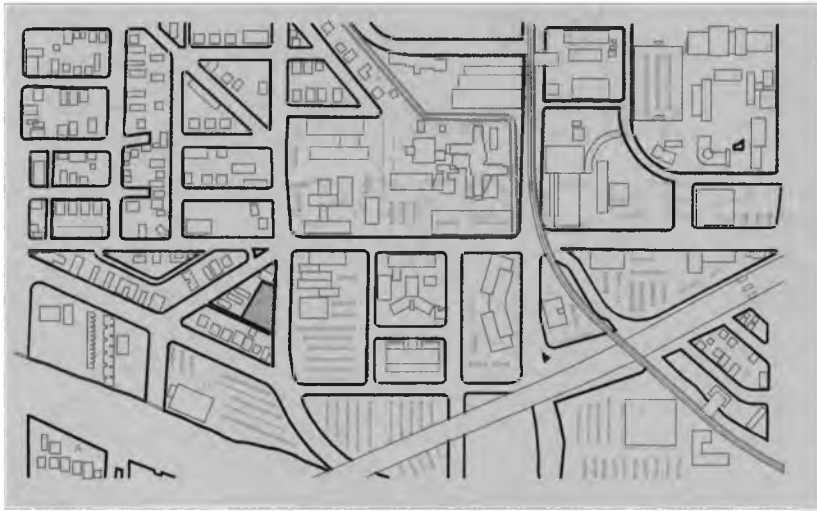
FIGURE 3 5 PLAT MAP OF SELECTED SITE



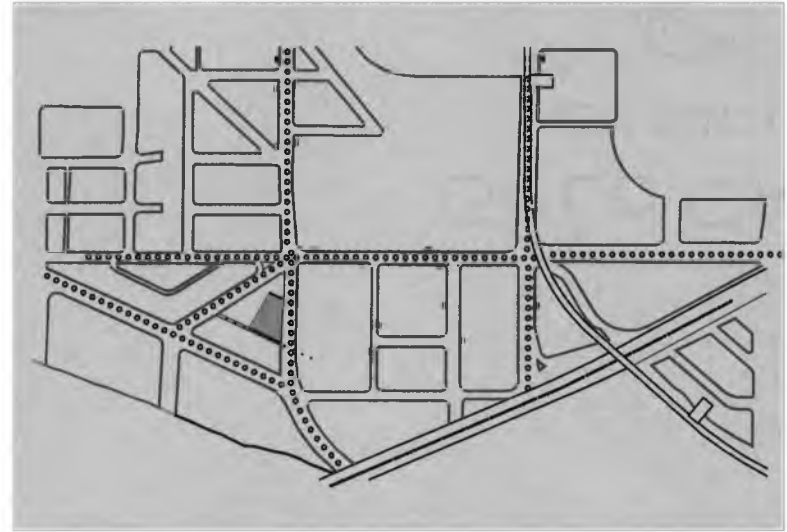
FIGURE	
3 6	PHOTOMONTAGE OF AERIAL VIEW OF SELECTED SITE



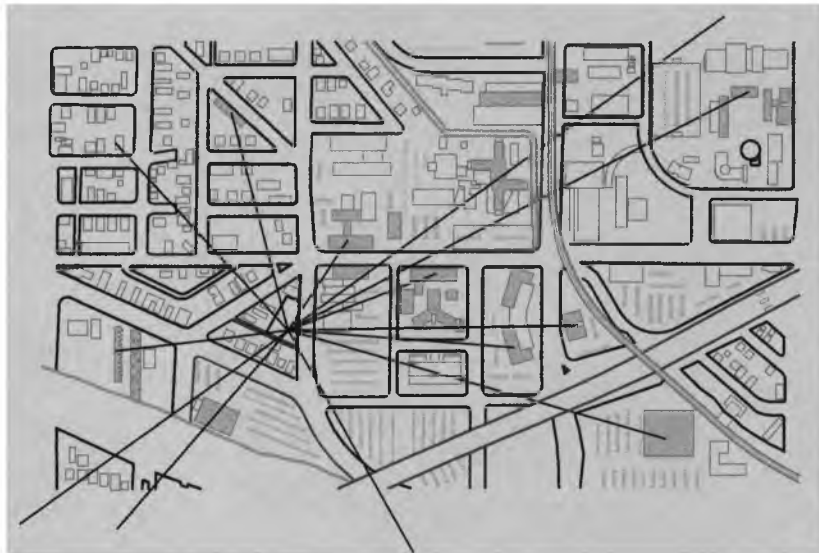
FIGURE	
3 7	PHOTOMONTAGE OF SURROUNDING OF SELECTED SITE



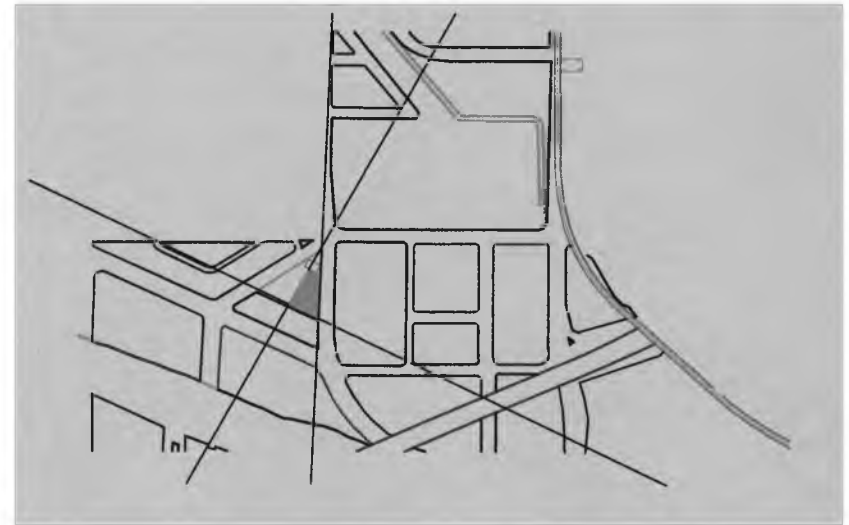
CONTEXT



TRANSPORTATION



SITE RELATIONSHIPS



GEOMETRY

FIGURE	SITE RELATIONSHIPS
3 8	URBAN ANALYSIS DIAGRAMS

B. PROJECT SITE

“80% OF WOMEN PREFER TO BE IN A PLACE WHICH CAN FACILITATE THEIR DAILY LIFE IN TERMS OF TRANSPORTATION, MARKETS, SCHOOLS, AND HOSPITALS FOR THE BENEFIT OF THEIR OWN CHILDREN” (LOSEKE 2001).

“TODAY MORE WOMEN’S SHELTERS ARE DISCLOSING THEIR LOCATIONS, RATHER THAN KEEPING THEIR LOCATION SECRET. IN GENERAL, SHELTER DIRECTORS IN OPEN FACILITIES BELIEVE THAT DISCLOSING THEIR LOCATION HELPS MAKE COMMUNITIES MORE AWARE OF DOMESTIC VIOLENCE, MAKES IT EASIER FOR ABUSED WOMEN COME TO FIND THE SHELTER AND ALSO HELPS TO KEEP THE VOLUNTEERS, STAFF, RAISE FUNDS AND DONATIONS” (LOSEKE 2001).

THE CHOSEN SITE FOR THE THESIS PROJECT IS AN EMPTY LOT BELONGING TO THE CITY OF MIAMI. THE SITE IS LOCATED AT NORTHWEST 14 STREET AND 14 AVENUE, MIAMI. THIS SITE OBTAINS TREMENDOUS ADVANTAGES FROM ITS SUPPORTIVE ENVIRONMENT. AS MENTIONED BEFORE, IT HAS THE BENEFIT OF NEARBY PUBLIC TRANSPORTATION, HOSPITALS, SCHOOLS, THE POLICE DEPARTMENT, AND MANY OTHER SUPPORTING FACILITIES WITHIN WALKING DISTANCE. IT IS IMPORTANT TO MENTION THAT THE POLICE DEPARTMENT IS LOCATED ONE BLOCK FROM THE SELECTED SITE. AS RESULT, A SAFE PLACE WHERE WOMEN WILL BE VERY UNLIKELY TO BE HARASSED SINCE POLICE PATROLS ARE IN CONTINUOUS TRANSIT AROUND THE AREA.

THE BENEFITS OF THE SELECTED AREA ARE NUMEROUS. RESIDENTS OF THE SHELTER ARE WALKING DISTANCE FROM THEIR MEDICAL APPOINTMENTS, CAN EASILY VISIT THE WELFARE OFFICE, ATTEND COURT HEARINGS, AND SEEK HOUSING NEARBY. THIS LOCATION IS ADVANTAGEOUS TO WOMEN WHO ARE SEEKING EMPLOYMENT SINCE DOWNTOWN MIAMI IS LESS THAN TEN MILES AWAY FROM THE SITE AND THE INDUSTRIAL AREAS ARE TEN TO FIFTEEN MILES AWAY. IN ADDITION, A PLEASANT, SAFE NEIGHBORHOOD, AND COMMUNITY ACCEPTANCE OF THE SHELTER ARE POSITIVE ASPECTS OF ITS SUPPORTIVE ENVIRONMENT.



FIGURE	
39	JACKSON MEMORIAL HOSPITAL, 1916 BUILDING

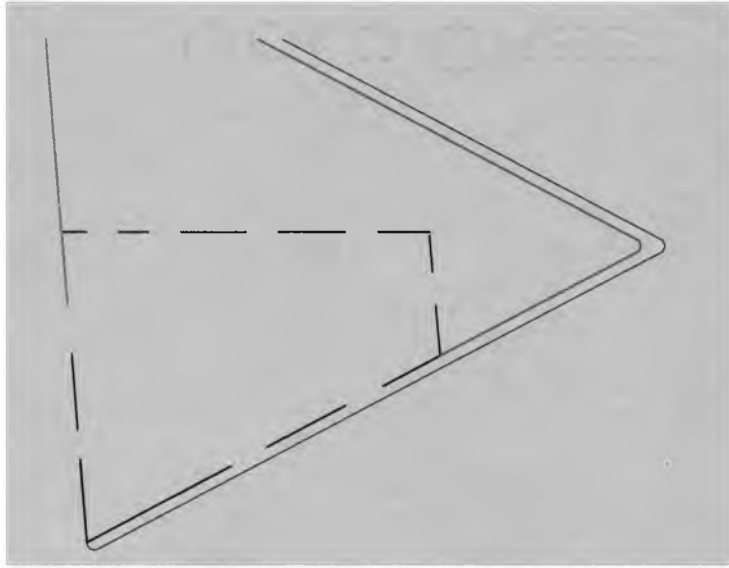
A BRIEF HISTORICAL SNAPSHOT OF THE SITE SURROUNDINGS IS RELEVANT TO THIS SITE ANALYSIS. IN 1916, THE NEW SPANISH-STYLE HOSPITAL OF ONLY SIXTEEN ROOMS WAS FOUNDED AND LOCATED TWENTY BLOCKS FROM THE DOWNTOWN AREA. AT THAT TIME THE INFLUENZA EPIDEMIC WAS AT ITS PEAK IN SOUTH FLORIDA AND HUNDREDS OF PATIENTS WERE WAITING FOR ROOMS. LATER, IN THE 1920S THE HOSPITAL GREW TO 250 PATIENT ROOMS, ALWAYS KEEPING THE SPANISH ARCHITECTURAL STYLE (SEE FIGURE 42). THEN IN THE 1950S CAME THE CONSTRUCTION BOOM THAT RESULTED IN THE LARGE BUILDINGS IN THE SURROUNDING AREAS, WHICH EMPLOYED INTERNATIONAL STYLE ARCHITECTURE RATHER THAN THE WELL-KNOWN ART DECO, IMPLEMENTED IN MIAMI BEACH (PUBLIC HEALTH TRUST, JACKSON HEALTH SYSTEM). STILL, TODAY THE AREA RETAINS ITS INTERNATIONAL STYLE RATHER THAN THE MORE MODERN ARCHITECTURE THAT WAS BORN IN ADJACENT AREAS LIKE DOWNTOWN MIAMI.



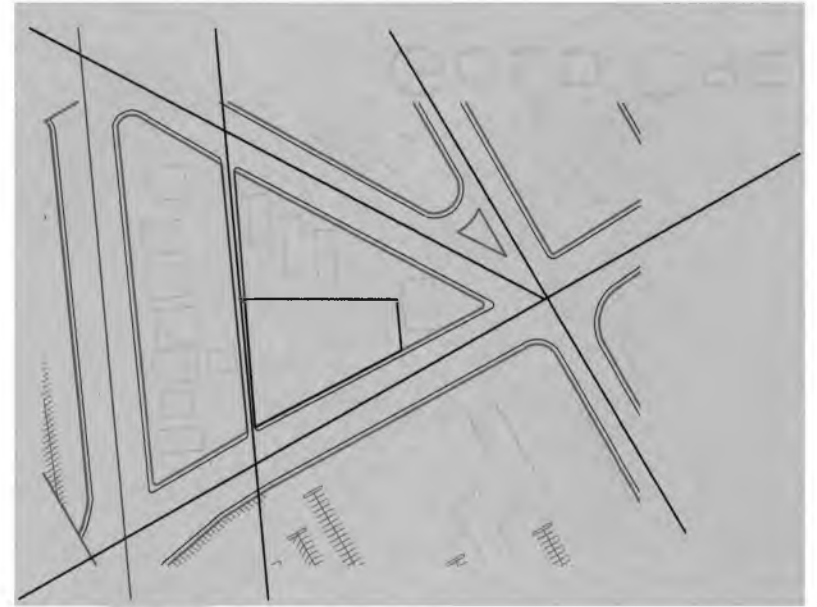
FIGURE

40

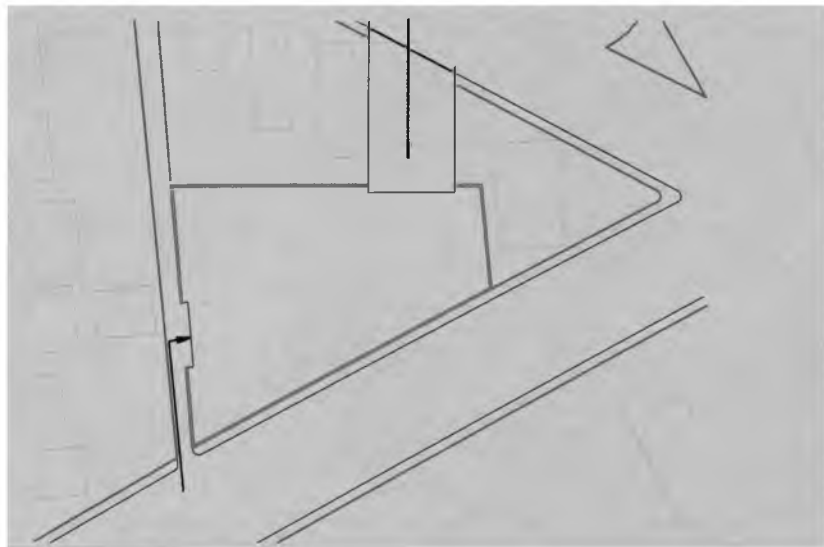
PHOTOMONTAGE OF SELECTED SITE



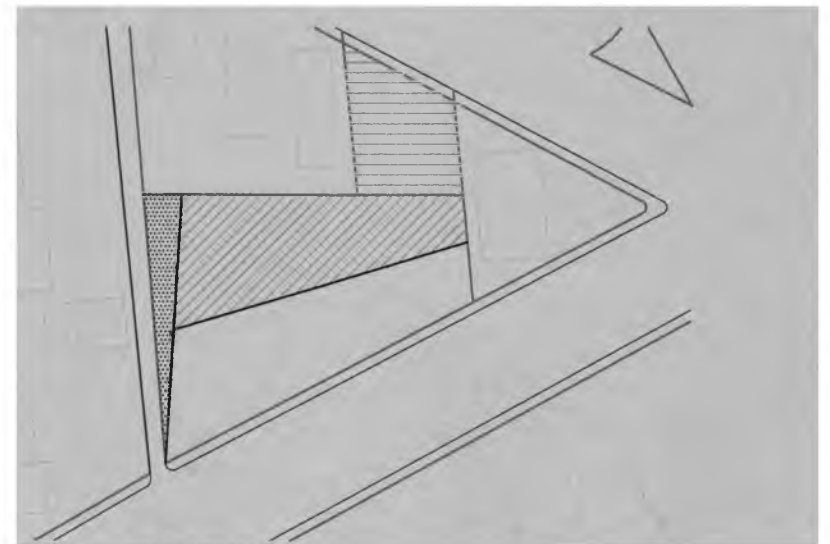
SITE GEOMETRY



SITE CIRCULATION



ENTRY



PUBLIC AND PRIVATE

FIGURE	
4 1	PROJECT SITE DIAGRAMS

LIGHTING

ATTACHMENT

BOUNDARIES

Chapter VII

Design
strategies

attachment

lighting

boundaries

Chapter VII

GOLD CREST
25% COTTON

d e s i g n
GOLD CREST
strategies
25% COTTON

CHAPTER VII DESIGN STRATEGIES

A. DESIGN STRATEGY I: BOUNDARIES

BOUNDARY: A LINE THAT MARKS A LIMIT, A DIVIDING LINE (OXFORD, 1986). FROM THE CONCEPT OF PROTECTION FOLLOWS NATURALLY THE CONCEPT OF BOUNDARY AND LIMITS. BOUNDARIES CAN BE EITHER SEEN OR UNSEEN. IN AN ABUSED WOMEN'S SHELTER, THE FIRST IDEA THAT CAME TO MIND WAS THE WALLS THAT SEPARATE THE UNSAFE AND SAFE ENVIRONMENTS. THE WALLS OF A SHELTER GENERATE A SENSE OF SAFETY AND CONTROL. THEY MUST BE CLEAR PHYSICAL BOUNDARIES. HOWEVER, TO THE WOMAN THAT LIVES BEHIND THOSE WALLS, THEY ARE MENTAL BARRIERS AS WELL. THEY REPRESENT A SEPARATION FROM HARDSHIP AND DANGER, A SEPARATION OF THE OUTER AND INNER WORLDS.

THE PRIMARY INTEREST OF THIS THESIS, HOWEVER, DOES NOT LIE IN EMPHASIZING THE LIMITS OF THE WOMEN'S SPACES, BUT RATHER IN THE APPARENT DISSOLUTION OF THOSE BOUNDARIES IN A MANNER THAT ENGENDERS A FEELING OF LIBERTY FROM THE ABUSE. IN PARTICULAR, IT IS THIS LATTER IDEA THAT EMBODIES THE DICHOTOMY BETWEEN CONFINEMENT AND FREEDOM, HELPLESSNESS AND POWER.

FOR THE PURPOSES OF THIS DESIGN THE BOUNDARY EXPRESSION WORKS ALSO AS A MATTER OF FUNCTION. THE OUTER WALLS ARTICULATE THE FUNCTIONS OF SECURITY AND SAFETY (SEE FIGURE 43). THEY SURROUND THE SPACES WHERE LIBERATING, SELF-ENHANCING AND HEALTHY MENTAL PROCESSES CAN TAKE PLACE. THEY THEN BECOME DUAL-FUNCTION—BOTH A MEANS OF SAFETY, AND EMPOWERMENT.

THE BOUNDARY DESIGN STRATEGY WAS GUIDED BY LOSEKE'S STATEMENT. IN HIS BOOK, *THE SOCIAL CONSTRUCTION OF WIFE ABUSE*, LOSEKE STATES THAT THE NOTION OF POWER ARISES FROM THE RELATIONSHIP AMONG RELATIVES (LOSEKE 2001). HIS BELIEF IS THAT ENHANCING SELF-ESTEEM IS PROCESS THAT MUST TAKE PLACE IN A PROTECTED SPACE, WHERE WOMEN CAN EXPERIENCE A SENSE OF SECURITY AS WELL AS CONTROL, IN THIS CASE AMONG NON-RELATIVES. THEREFORE, THE NOTION OF RECLAIMING CONTROL IS A SLOW PROCESS IN THE EVERYDAY LIFE OF WOMEN.

THIS THESIS ARGUES THAT REHABILITATION IN SHELTERS FOR BATTERED WOMAN CAN BE ACHIEVED EVEN IF STRONG WALLS BREAKING THE CONNECTION WITH THE OUTSIDE WORLD MARK A PHYSICAL BOUNDARY BETWEEN THE WOMEN AND SOCIETY. THAT REHABILITATION WOULD BE WORKED OUT BETWEEN THOSE WALLS AND MAKE THE WOMEN BE ON CONTROL OF THEIR FUTURE. AS LOSEKE STATES, THE FATHER'S ROLE IN A FAMILY IS TO PROVIDE PROTECTION FOR THE MOTHER AND CHILDREN, BUT IF THE CONTRARY IS TRUE, THEN THE SHELTER TAKES THE PLACE OF PROTECTION.

THE DESIGN BOUNDARY STRATEGY WAS USED TO ENSURE SECURITY AND WELL-BEING. THE CLOSED ENVELOPE CHARACTER OF THE BUILDING REVEALS THIS DESIGN PRINCIPLE. WHEREAS WE APPRECIATE IN THE ARCHITECTURAL DRAWINGS, SITE PERIMETER "LIMITS" WERE TAKEN IN CONSIDERATION AS THE BOUNDARIES PRINCIPLES. THE EXTERIOR WALLS OF THE SHELTER DELINEATE THE LIMITS OF THE SITE ITSELF. THE EXTERNAL EXPRESSIONS OF THIS MINIMALIST DESIGN ALSO REVEAL THE SEPARATION OF THE INTERIOR AND EXTERIOR WORLD. THOSE WERE CARRIED BY THE EXTERIOR FACADE.

SCHEMATICS WERE PREPARED FOR THE BOUNDARY STUDY. THESE SKETCHES SHOW THE SEGMENTS AS THE PORTRAYAL OF LIMITS. THESE SEGMENTS WERE CONVERTED AS STRONG BEAMS AS THE FIRST STATEMENT OF THE DESIGN.




FIGURE	
4 2	BOUNDARY SITE SKETCHES






FIGURE	
4 3	BOUNDARY STRATEGY STUDY

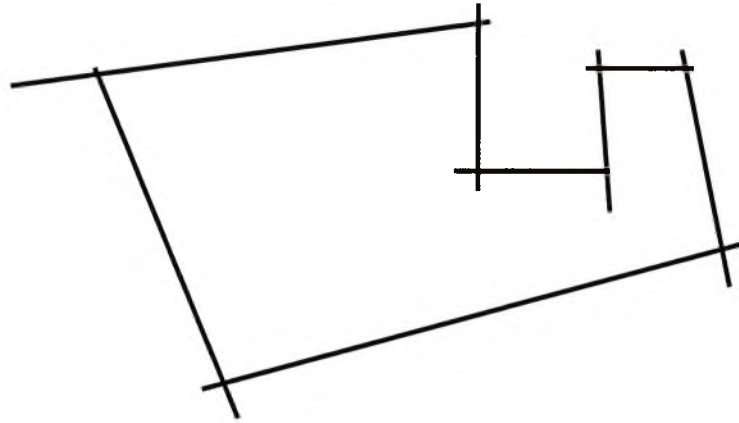


FIGURE	
4 4	BOUNDARY DRAWING

IN SUMMARY, THE BOUNDARY STRATEGY WAS APPLIED TO IMPOSE A CONTRADICTION BETWEEN FREEDOM AND PROTECTION. THIS CONTRADICTION CREATES FACADES SYMBOLIZING GESTURES OF OPENING AND CLOSING. THE SOLID BEAMS EXPRESS THE SOLIDITY AND PROTECTION OF THE SHELTER. THEY EXPRESS THE STRONG DEFENSE AGAINST THE PAST. HOWEVER, THE GLASS DISSOLVES THE BOUNDARIES AND GIVES THE SENSE OF BOTH AN OPENNESS TOWARD, AND LIBERATION FROM, THE OUTSIDE WORLD. THE CLEAR PHYSICAL BOUNDARIES APPLIED TO THE EXTERIOR OF THE BUILDING ARE COMPLETELY DISSOLVED IN THE INTERIOR. THE GLASS SURROUNDING THE INTERIOR WALLS OFFERS THE SENSE OF UNITY BETWEEN THE FOUR PARTS OF THE PROGRAM: THE RESIDENCES, THE CHILDCARE, THE SUPPORT SERVICES, AND THE ADMINISTRATION BUILDING. BOUNDARIES FADE AWAY IN THE INTERIOR OF THE BUILDING AS THE BLUE GLASS MATERIAL IMPARTS A MEASURE OF PRIVACY TO THOSE WALKING THROUGH THE INTERIOR PERIMETER OF THE BUILDING. THE RESULTS OF THE

DESIGN CONFIRMED THE STRATEGY OF BOUNDARY IN A WAY THAT WAS ABLE TO BE EXPLAINED CONSIDERING THE TWO MAIN PRINCIPLES OF THE DESIGN ALREADY MENTIONED PREVIOUSLY.




FIGURE	
4 5	BOUNDARY AS INTERIOR STRATEGY




FIGURE	
4 6	BOUNDARY AS EXTERIOR STRATEGY

B. DESIGN STRATEGY II: LIGHTING

"LIGHTING IS THE MOST EFFECTIVE SINGLE FORCE IN DESIGN, BUT ARGUABLY THE MOST NEGLECTED. THE ABILITY OF LIGHT TO ACCENTUATE, TO HARMONIZE, TO ENHANCE, AND TO CONVEY MOOD COULD BE PUSHED TO THE LIMITS. LIGHT IS THE POWERFUL MEDIUM THAT HAS SHAPED AND DIRECTED OUR LIVES" (NIESEWAND 1999).

THE LIGHTING STRATEGY IS CARRIED OUT TO ITS MAXIMUM EXPRESSION. THE STRATEGY CAUSES THE BUILDING TO VIRTUALLY EXPLODE WITH LIGHT AND IS APPLIED TO ALMOST EVERY AVAILABLE SPACE. EACH SPACE IS DESCRIBED SEPARATELY IN THIS SECTION.

THE MODERATION OF THE INCOMING LIGHT WAS DESIGNED WITH THE THIN BEAMS OF MODERN ARCHITECTURE RATHER THAN MASSIVE WALLS USED IN SECURITY PLACES. THE BEAMS NOT ONLY MIMIC THE HORIZONTALITY OF THE SURROUNDING BUILDINGS, THEY ALSO PLAY ON FIELDS OF LIGHT. THE BEAMS ARE STRATEGICALLY PLACED AT EYE LEVEL BETWEEN FIVE AND SIX FEET FROM EACH FLOOR, AS A MEASURE OF SAFETY FOR THE RESIDENTS. THE SPATIAL CONSTELLATION OF THE BEAMS CAUSES ALTERATIONS IN THE ORIENTATION OF THE LIGHT, CASTS SHADOWS, AND GENERATES REFLECTIONS ONTO THE INTERIOR WALLS. THEY TEMPER THE MOOD OF THE LIGHT, AND GIVE DEPTH TO THE HALLWAYS. THE CONSTANTLY FLUCTUATING LIGHT CREATES THE IMPRESSION THAT THE BUILDING IS BREATHING THROUGH BEAMS OF LIGHT (SEE FIGURE 50).

THE INSIDE SURFACES OF THE STEEL, GLASS, AND CONCRETE ARE DETAILED TO WORK TOGETHER AND CREATE A PARADOXICAL IMPRESSION. THE EFFECT GIVES DEPTH TO THE MAKING IT APPEARS THICK THROUGH THE USE OF BEAMS AND AT THE SAME TIME LIGHT THROUGH THE USE OF GLASS. THE DETAILED CONNECTIONS ARE VISIBLE FROM THE INTERIOR BUT NOT FROM THE EXTERIOR. WE CAN SEE THE INNER GLASS

STRUCTURE WHEN WALKING THE HALLWAYS BUT FROM FARTHER AWAY THE BEAMS APPEAR TO BE FLOATING, TO THE POINT THAT THE GLASS STRUCTURE SEEMS TO DISAPPEAR. THESE WALLS CREATE A COMMANDING BOUNDARY SEPARATING THE INNER AND OUTER WORLD OF THE RESIDENTS WHILE AVOIDING A FEELING OF CONFINEMENT. THIS DOUBLE-LAYERED FAÇADE IS AN AUTONOMOUS WALL DESIGN CONCEPT THAT HARMONIZES WITH THE INTERIOR AND ACTS AS A WEATHER SKIN, DAYLIGHT MODULATOR, SUNSHADE, WHILE ALSO PROVIDING PROTECTION (SEE FIGURE 48).




FIGURE	
47	NATURAL LIGHTING EFFECT




FIGURE	
4 8	EAST FAÇADE AS LIGHTING STRATEGY

INSIDE, A SYSTEM OF GLASS PANELS BRINGS LIGHT INTO THE HALLWAYS, THE MEETING ROOMS, THE VERTICAL CIRCULATION, AND SURFACES. THE HALLWAYS ARE DESIGNED TO SEIZE NATURAL LIGHT. LIGHT ENTERS THE SPACE TO CREATE A SENSE OF OPENNESS. THE CENTRAL SPACE OF THE SERVICE SUPPORT BUILDING SERVES AS AN OPEN LIBRARY, WHICH FEATURES A BOOK DISPLAY ROOM. READERS CAN CHOOSE TO MOVE BETWEEN SHADOW AND LIGHT ALONG THE PERIMETER OF THE BUILDING (SEE FIGURE 49).

IN THIS STRATEGY THE SHAPE OF THE BUILDING HAS BEEN MANIPULATED TO ALLOW THE RESIDENTS TO PHYSICALLY FEEL THE DIFFERENCES IN BETWEEN THE SPACES. IN EACH PART OF THE BUILDING, LIGHTING PLAYS THE ROLE OF DIFFERENTIATION OF SPACES IN A WAY THAT WOMEN CAN EXPERIENCE INHABITING A PLACE OF SUPPORT AND STRENGTH. LIGHT IS FURTHER EMPLOYED TO SURROUND THE SPACES BY HAVING

A DOUBLE HALLWAY IN THE EAST COMPONENT OF THE BUILDING. AT THE SAME TIME, THIS DOUBLE HALLWAY CONFUSES THE PERIMETERS BETWEEN THE EXTERIOR AND THE INTERIOR HALLWAYS. IN THIS DOUBLE HALLWAY DESIGN, THE QUALITY OF LIGHTING WILL BE INDISTINGUISHABLE BETWEEN SUNRISE AND SUNSET ON BOTH SIDES OF THE HALLWAY.

THE SOUTH ELEVATION OF THE BUILDING ALSO CREATES INTERPLAY OF LIGHT AND SHADE. THIS AREA HAS AN OPEN BRIDGE AND STAIRCASES THAT ARE COMBINED IN A CROSS-TYPE OF CIRCULATION. HERE, WE HAVE THE VERTICAL AND HORIZONTAL CIRCULATION RECEIVING NATURAL LIGHT, CREATING THE SAME LIGHTING EFFECT AS THE EAST CLADDING SYSTEM. THESE TRANSITIONAL SPACES EXPRESS TRANSFORMATION, TRANQUILITY, AND VITALITY IN A MODE THAT PROVIDE AN ELEMENT OF MYSTICISM.



FIGURE	
4 9	INTERIOR HALLWAYS AS LIGHTING STRATEGY




FIGURE	
5 0	INTERIOR VIEW OF COURTYARD

IN THE ROOF GARDEN, A TRANSLUCENT MATERIAL GUIDES THE LIGHT AND REFLECTS INTO THE SPACE. THE TRANSLUCENT MATERIAL IS EXPRESSED IN STUDY MODELS (SEE FIGURE 51).



FIGURE	
5 1	ROOF STUDY AS LIGHTING STRATEGY

THE ROOF FORM WAS FINALIZED BY TAKING INTO CONSIDERATION THE TRANSLUCENT MATERIAL THAT WILL PERMIT LIGHT TO COME INTO THE SPACES NOT ONLY FROM ABOVE BUT ALSO FROM THE OPENNESS OF ITS SIDES. THIS CREATES A FULLY LIT ROOFED AREA THAT SERVES AS AN ENJOYABLE SPACE TO GATHER SUNDAY MORNINGS IN THE TRANQUILITY OF THE GARDENS (SEE FIGURE 52).




FIGURE	
5 2	ROOF VIEW AS LIGHTING STRATEGY




FIGURE	
5 3	INTERIOR HALLWAYS AS LIGHTING STRATEGY

AS DESCRIBED EARLIER, LIGHT BREAKS THROUGH THE BEAMS OF THE OUTSIDE PERIMETER HALLWAYS OF THE BUILDING. THE RAYS OF LIGHT THEMSELVES ACTUALLY BECOME VISIBLE (SEE FIGURE 53). AS THE LIGHT BEAMS ARE REDIRECTED, THEY TAKE ON A STRONG PRESENCE IN THE INTERIOR SPACES. THE PIERCED LIGHT CREATED BY THE BEAMS IS EMOITIVE AND EXPRESSIVE. THESE PIERCED SURFACES, BROUGHT TO LIFE THROUGH THE INTERPLAY OF SHADE AND LIGHT EMPHASIZE THE DEFENSE OFFERED BY THE WALLS TO THE RESIDENTS. THE LIGHTING STRATEGY WORKS TO REVEAL THE PRINCIPAL PURPOSE OF THE BUILDING, WHICH, AS STATED EARLIER, IS PROTECTION.

IN THE MEDITATION SPACES, SLIDING PAPER PANELS MADE FROM A FIBROUS PLANT CALLED "KOUZO" DIFFUSE THE DAYLIGHT ENTERING THESE AREAS STYLED IN THE

TRADITIONAL JAPANESE. THIS ARRANGEMENT ALLOWS LIGHT TO PASS THROUGH WHILE SAFEGUARDING PRIVACY. THE DIFFUSING EFFECT OF THE PAPER PANELS TENDS TO SCATTER THE LIGHT, SPREADING IT EVENLY OVER A WIDER AREA, APPEARING FILTERED, WRAPPED, VEILED, HALF IN SHADOWS, FOR A SOFTER, MORE LIVABLE EFFECT (NIESEWAND 1999). THE LIGHTING IN THIS MEDITATION SPACE IS PERVASIVE RATHER THAN INVASIVE, AND UNLIKE THE PIERCED LIGHT PENETRATING THE HALLWAYS, THE DIFFUSE LIGHT IN THE SPACE PRODUCES SOFT ILLUMINATION, MAKING THE LIGHT APPEAR ALMOST TANGIBLE (SEE FIGURE 54).



FIGURE	
5 4	MEDITATION ROOM AS LIGHTING STRATEGY

IN THE RESIDENCES, DIRECTIONAL LIGHT ENTERS THE SPACES AND PROVIDES A NATURAL AMBIANCE (SEE FIGURE 58). DAYLIGHT REACHES THE CORE OF THE APARTMENT BY THE CONFIGURATION OF THE HEIGHT-POSITIONED WINDOWS. THE PURPOSE IS TO AVOID HAVING LIGHT ENTERED THE SPACE IN A RUSH FROM OVERHEAD,

LIKE A WATERFALL, IT CAN BE DIFFICULT TO DISTINGUISH THE SOURCE BECAUSE OF THE INTENSITY OF THE ILLUMINATION ITSELF (NIESEWAND 1999). HOWEVER, THE LIGHT ENTERING THE RESIDENCES IS SOFT, LIKE THAT OF A BRIGHT AND SUNLESS SKY, AND CAUSING THE SPACE TO BE SUFFUSED IN A WARMER LIGHT (SEE FIGURE 55).



FIGURE
5 5 APARTMENT INTERIORS AS LIGHTING STRATEGY

“A HOUSE SHOULD BE BUILT WITH THE SUMMER IN MIND. IN WINTER, ONE CAN LIVE ANYWHERE, BUT A POOR DWELLING IN SUMMER IS UNBEARABLE” (NIESEWAND 1999).

IN THE RESIDENCES THE PRINCIPLE OF “BLURRING THE BOUNDARIES WITH LIGHT” IS SEEN BETWEEN A MAN-MADE STRUCTURE AND ITS SURROUNDINGS. IN FIGURE 55 WE CAN SEE THE APARTMENT LAYOUT AND HOW THE INTERIOR BENEFITS FROM THE DIFFERING INTENSITY AND ANGLES OF SUNLIGHT IN THE COURSE OF A DAY AND THROUGHOUT THE YEAR.

NATURAL LIGHTING IN THE BEDROOMS IS LIMITED TO SMALL RECTANGULAR WINDOWS. THESE WINDOWS DO NOT PROVIDE SUFFICIENT NATURAL LIGHTING INTO THE BEDROOM. THEY ARE DESIGNED TO BE SMALL AND ARE LOCATED AT 7 FEET FROM THE FLOOR FOR SECURITY REASONS. THEREFORE, THE BEDROOMS WILL BE PROVIDED WITH ARTIFICIAL LIGHTING, SUCH AS SCUNCES AND FLOOR LAMPS (SEE FIGURE 56).



FIGURE
5 6 BEDROOM AS LIGHTING STRATEGY

C. DESIGN STRATEGY III: ATTACHMENT

"ATTACHMENT IS DEFINED AS THE FEELING OF AFFECTION AND CONNECTION WITH A PERSON OR AN INSTITUTION. IT IS THE CONNECTION THAT FASTENS THINGS TOGETHER AND THE FAITHFUL SUPPORT FOR OTHER PARTY" (OXFORD 2000).

AFTER THE APPLICATION OF THE ATTACHMENT STRATEGY, THE THEORY OF "ATTACHMENT PARENTING" WAS EXAMINED. THIS CONCEPT WORKS PRIMARILY WITH THE MOTHER-CHILD RELATIONSHIP WHILE GOING THROUGH EXTRAORDINARY SITUATIONS. IT IS A CONCEPT THAT WELL APPLIES TO THIS TOPIC IN CERTAIN WAYS. THE ATTACHMENT STRATEGY WAS TRANSLATED INTO A VISIBLE GESTURE.

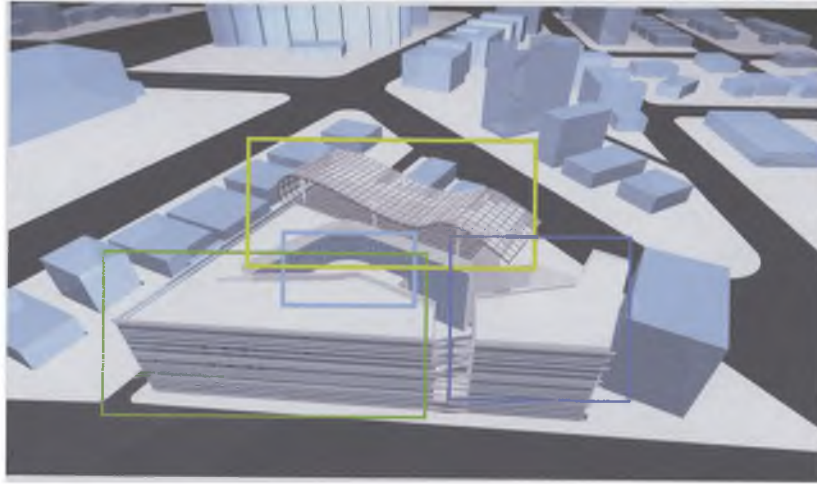
THE FIRST PART OF STRATEGY WAS TO ANALYZE THE LOCATION OF MOTHER-AND-CHILD SPACES WITHIN THE FACILITIES. THEREFORE, IT BECAME AN EXPRESSION OF THE SOLIDARITY BETWEEN THE COMPONENTS OF THE PROGRAM: WOMEN, CHILDREN, AND STAFF. IT IS ALSO THE DESIGN STRATEGY THAT DEMONSTRATES THE IMPORTANCE OF UNIFICATION AND SUPPORT BETWEEN MOTHER AND CHILD. THE MEANINGS OF ATTACHMENT WERE INCORPORATED INTO THE DESIGN AND THE SOLUTION WAS A TRANSLATED PHYSICALLY INTO THE CONNECTION BETWEEN THE RESIDENCES AND CHILDCARE. THE NEXT ELEMENT IS THE CONNECTION BETWEEN WOMEN'S SPACES AND THE SUPPORT SERVICE SPACES AND THE ADMINISTRATION BUILDING. THE LINKAGE AMONG FOUR PARTS CONNECTED CONTRIBUTES TO THE FACILITATION OF INTERACTION AMONG THEM.

HOWEVER, THE ATTACHMENT STRATEGY IS MOSTLY REPRESENTED BY THE CHILDCARE SPACES. THE CHILDCARE SPACES ARE ONE OF THE STRONGEST GESTURES OF THE DESIGN IN WHICH THE LOCATION TRANSLATES THE MEANING OF AFFECTION AND CONNECTION BETWEEN THE MOTHER AND THE STAFF.

THE TERM "ATTACHMENT PARENTING" WAS ORIGINATED BY DR. SEARS, A PEDIATRICIAN, FATHER OF EIGHT CHILDREN AND THE AUTHOR OF OVER 30 BOOKS ON CHILDCARE. DR. SEARS DEFINES ATTACHMENT AS FOLLOWS:

"ATTACHMENT IS A SPECIAL PHYSICAL AND MENTAL BOND BETWEEN PARENT AND CHILD; A FEELING THAT DRAWS YOU MAGNET-LIKE TO YOUR BABY; A RELATIONSHIP THAT WHEN FELT TO ITS DEEPEST DEGREE CAUSES THE MOTHER TO FEEL THAT THE CHILD IS PART OF HER. THAT FEELING IS SO STRONG THAT, AT LEAST IN THE EARLY MONTHS, THE ATTACHED MOTHER FEELS COMPLETE WHEN SHE IS WITH HER BABY AND INCOMPLETE IF THEY ARE FAR APART" (SEARS 2000).

DR. SEARS MENTIONS THAT FOR MOTHERS WITH PERSONAL PROBLEMS WITH THEIR HUSBANDS, BEING IN HARMONY WITH THEIR CHILD IS THE MOST FULFILLING FEELING. THEREFORE, FOR THE PURPOSES OF THIS THESIS, THE CONCEPT OF "ATTACHMENT PARENTING" WILL BE APPLIED TO HOW WELL MOTHER AND CHILD ARE IN HARMONY WHILE LIVING IN THE SHELTER. IT CAN THEN BE APPLIED TO ENCOURAGE WOMEN TO LEARN ABOUT THIS CONCEPT. ATTACHMENT DISCIPLINE IS BASED ON CREATING A SOLID FOUNDATION FOR THE MOTHER. IT IS THE ANSWER TO THE QUESTION, "WHAT DO I WANT MY CHILD TO LEARN FROM THIS SITUATION? A QUESTION VERY MUCH RELATED TO THE TOPIC OF THIS THESIS. DR. SEARS EXPLAINS THAT A CHILD WHO FEELS TRULY HEARD AND UNDERSTOOD WILL NOT FEEL THE NEED TO MISBEHAVE TO GAIN SIGNIFICANCE (SEARS 2000). THEREFORE, FOCUS IS ON BUILDING INTERCONNECTIONS ACROSS CHILDREN'S PAST, PRESENT, AND FUTURE LIVES.



RELATIONSHIPS ARE ONE OF THE MOST RELEVANT ISSUES APPLICABLE TO THIS THESIS. OBVIOUSLY, THE MOTHER-CHILD RELATIONSHIP IS A CENTRAL CONSIDERATION BECAUSE WOMEN AND CHILDREN WILL BE THE CLIENTS FOR THIS ARCHITECTURAL PROJECT.

“RESEARCHERS DR. BELL AND AINSWORTH STUDIED TWO SETS OF PARENTS AND THEIR CHILDREN. GROUP A WAS ATTACHMENT PARENT BABIES. THESE BABIES WERE SECURELY ATTACHED, THE PRODUCTS OF RESPONSIVE PARENTING. GROUP B BABIES WERE PARENTED IN A MORE RESTRAINED WAY, WITH A SET SCHEDULE AND GIVEN A LESS INTUITIVE AND NURTURING RESPONSE TO THEIR CUES. ALL THESE BABIES WERE TRACKED FOR AT LEAST ONE YEAR. GROUP A THE SECURELY ATTACHED BABIES TURN OUT TO BE THE MOST INDEPENDENT. RESEARCHERS WHO GAVE STUDIED THE AFFECTS OF PARENTING STYLES ON CHILDREN’S LATER OUTCOME HAVE CONCLUDED, TO PUT IT SIMPLY, THAT THE SPOOLING THEORY IS UTTER NONSENSE. PICK THEM UP QUICKLY AND THEY WILL GET DOWN QUICKLY. A CHILD MUST GO TROUGH A STAGE OF HEALTHY DEPENDENCE IN ORDER TO LATER BECOME SECURELY INDEPENDENT. SPOOLING DOES BECOME AN ISSUE A FEW YEARS FROM NOW, WHEN OVERINDULGENCE SIGNALS A PARENT’S INABILITY TO SET LIMITS AND BOUNDARIES. THIS HAPPENS MOST OFTEN IN CHILD WHO IS MATERIALLY BONDED OF WHOSE PARENTS IS IN DYSFUNCTIONAL MARRIAGES” (GRANJU, 1999).

FIGURE	
5 7	CHILDCARE LOCATION DIAGRAMED

THE BENEFITS OF THE APPLICATION OF ATTACHMENT PARENTING ARE HIGHLY SIGNIFICANT AND USEFUL FOR THIS DESIGN STRATEGY. ATTACHING THE CHILDCARE CENTER TO THE RESIDENCES WAS AN INTENTIONAL PART OF THIS CONCEPT. THIS GESTICULATION LEADS TO THE CONTINUOUS CONTACT BETWEEN MOTHER AND CHILD SINCE THE CHILDCARE BUILDING BECOMES PART OF THE RESIDENCES BUILDING (SEE PROGRAM AND FLOOR PLANS). ALSO, THIS STRATEGY ENCOURAGES MUTUAL GIVING, MUTUAL SHAPING, AND PROMOTES CONNECTION WITHIN THE PARTS. HAVING MOTHERS PHYSICALLY CLOSE TO THEIR CHILDREN GIVES THE CHILDREN NOT ONLY AN INCREASED FEELING OF TRUST BUT ALSO SECURITY.

THE ATTACHMENT DESIGN STRATEGY IS SUPPORTED BY ACTUAL RESEARCH ON MOTHER-CHILD RELATIONSHIPS, AND PORTIONS OF A STUDY PERFORMED BY DR. BELL AND DR. AINSWORTH IN 2000 ARE INCLUDED HERE. THIS STUDY REVEALS THAT MOTHER-CHILD



FIGURE	
5 8	WOMAN READING WITH CHILD

IN CONCLUSION, THE ATTACHMENT DESIGN STRATEGY REFLECTS THE SIGNIFICANT RELATIONSHIP BETWEEN MOTHERS AND CHILDREN IN SHELTERS (FIGURE 60). THE EXPERIENCE OF BEING CLOSE TO EACH OTHER AIDS IN THE HEALING PROCESS OF PAST EXPERIENCES.




FIGURE	
5 9	CHILDCARE LOCATION, NORTH VIEW


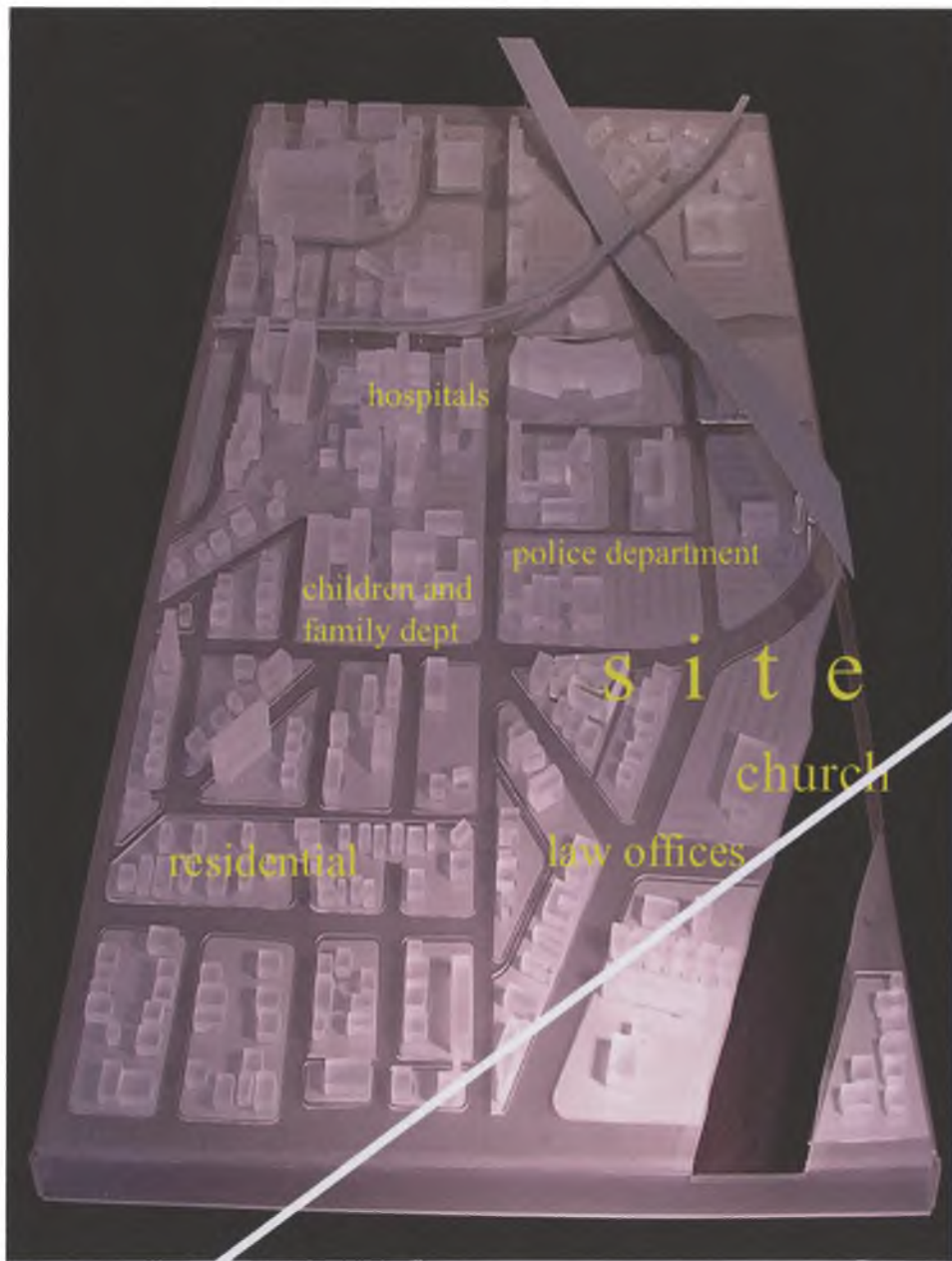


FIGURE	
6 0	CHILDCARE LOCATION, ROOF TERRACE VIEW




Chapter VIII

architecture
of protection and
facilitation

CHAPTER VIII
ARCHITECTURE FOR PROTECTION AND FACILITATION

A. SCHEMATIC MODELS

EACH SCHEMATIC MODEL WAS BUILT KEEPING IN MIND THE ABOVE-MENTIONED STRATEGIES OF BOUNDARIES, ATTACHMENT, AND LIGHTING. SOME OF THE SCHEMATIC MODELS WERE FURTHER DEVELOPED AND ANALYZED. OTHERS WERE NOT FEASIBLE FOR FURTHER STEPS TOWARD COMPLETION. THREE OF THESE SCHEMATICS WERE PROPOSED AND DISCUSSED WITH THESIS COMMITTEE.



SCHEMATIC MODELS



FIGURE	
61	SCHEMATIC MODELS

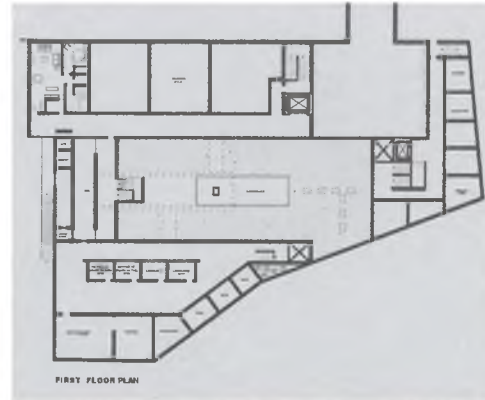


B. PROJECT PROPOSALS

I. PROPOSAL A



Scale 1/64 = 1'-0"



PROPOSAL "A" FOLLOWS THE THREE MAIN STRATEGIES TO BE INCORPORATED IN THE BUILDING DESIGN. ALSO, THIS SCHEMATIC DESIGN TOOK INTO CONSIDERATION PUBLIC AND PRIVATE SPACES. THE CRITIQUE BY THE COMMITTEE OVERSEEING THIS THESIS WAS THAT THE MAIN VOLUME, THE CHILDCARE AREA, COULD CREATE A DARK OPEN SPACE IN THE CENTRAL COURTYARD. IN ADDITION, THE PARKING IS INCLUDED IN THE MAIN VOLUME SPACE WITHIN THE BUILDING. THAT COULD CREATE AN UNSAFE REACTION TO THE RESIDENTS SPENDING TIME IN THE OUTDOORS OF THE BUILDING.

THE EXTERIOR FORM OF THE BUILDING DOES NOT ENGAGE THE GEOMETRY OF THE SITE, WHICH MAKES THE AVAILABLE SITE SMALLER, AND DIFFICULT TO ACCOMMODATE THE LARGE PROGRAM.




FIGURE	
6 2	PROPOSAL A, FLOOR PLAN AND SKETCH

II. PROPOSAL B



Scale 1/64 = 1'-0"



PROPOSAL "B" ENGAGES THE SITE GEOMETRY. IT OCCUPIES THE SITE AT ITS BOUNDARIES. THE CONCLUDED DESIGN CLADDING SYSTEM WAS AN IDEA THAT CAME FROM THIS SCHEMATIC PROPOSAL. HOWEVER, PARKING SAFETY WAS RESOLVED BY A 15-FOOT HIGH WALL. THIS HIGH WALL CREATES A SENSE OF CLOSENESS AND DARKNESS IN THE INTERIOR COURTYARD. ALSO, THE INTERIOR PLANNING IS CREATING SPACES OF NON-APPARENT USE. IN THIS CASE, THE CHILDCARE LOCATION IS ALSO CREATING DARKNESS IN THE INTERIOR COURTYARD. FURTHERMORE, THE CONNECTION BETWEEN THE FOUR BUILDINGS IS NOT YET CLEARLY DEFINED IN THIS PROPOSAL AS IT DOES IN THE FINAL DESIGN.


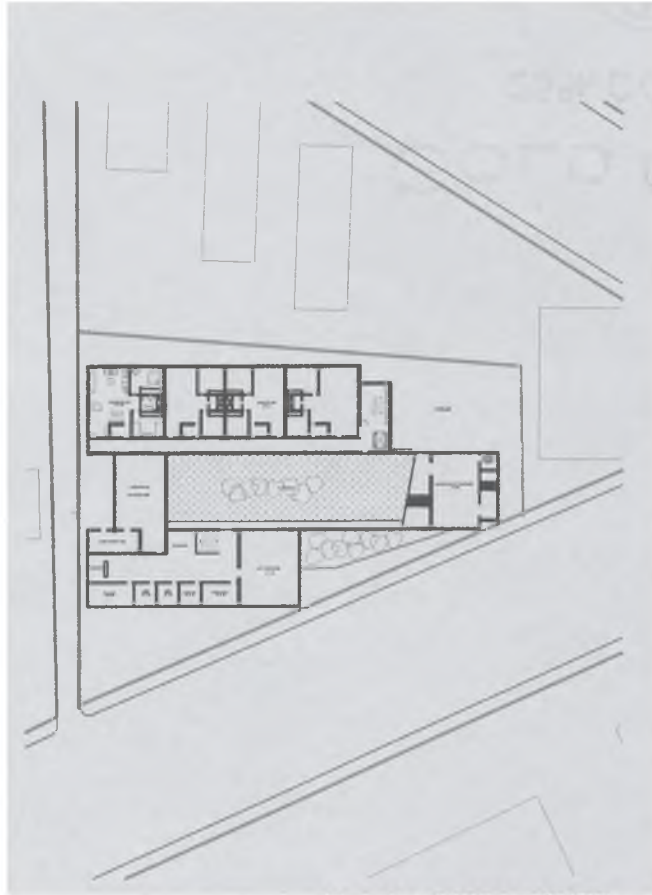
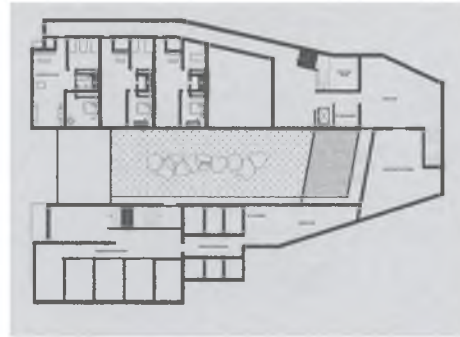
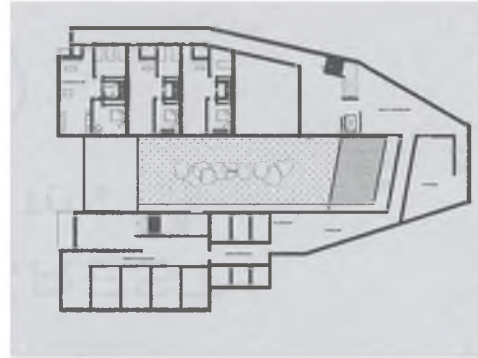


FIGURE	
6 3	PROPOSAL B, FLOOR PLAN AND MODEL

III. PROPOSAL C



Scale 1/64 = 1'-0"



PROPOSAL "C" HAS SOME OUTSTANDING CHARACTERISTICS IN TERMS OF ARCHITECTURAL COMPOSITION. ITS SPACE PLANNING CARRIES THE IDEA OF BLENDING THE THREE PARTS OF THE PROGRAM. THEREFORE, THE STRATEGY OF ATTACHMENT WAS PHYSICALLY NOT APPLIED TO THIS DESIGN, WHICH EXCLUDED ONE OF THE STRATEGIES AND MADE THE PROPOSAL DIFFICULT TO WORK WITH. THE ATTACHMENT STRATEGY WAS LOST DUE TO THE LOCATION OF THE CHILDCARE CENTER, WHICH IS NOW PLACED IN THE NORTH BOUNDARY OF THE BUILDING. ALSO, ANOTHER DISADVANTAGE OF THIS SHELTER DESIGN WAS THE FACT THAT HALLWAY CIRCULATION MOVES ALONG THE EXTERIOR PERIMETER OF THE BUILDING MAKING THEM SOMEWHAT OF AN UNSAFE GESTICULATION. NONETHELESS, THIS DESIGN WOULD BE PROMINENT IN THE SURROUNDING CONTEXT EXCLUDING THE DESIGN FROM FURTHER PROGRESS.



FIGURE	
6 4	PROPOSAL C, FLOOR PLAN AND SKETCH

C. BUILDING SYSTEM AND PROGRAM

THE DESIGN PROGRAM HAS THE GOAL OF ACCOMPLISHING THE OBJECTIVES OF A SHELTER TYPOLOGY DESIGN. THE PROGRAM COMPONENTS INCLUDE: RESIDENCES, CRISIS INTERVENTION, ASSESSMENT, EMOTIONAL SUPPORT, RECREATION, CHILDCARE, HEALTHCARE, EDUCATION, LEGAL SERVICES, AND ADMINISTRATIVE SUPPORT. THE FIRST STEP WAS TO DISTINGUISH THE HIERARCHY OF SPACES, THE DIVIDE THE PRIVATE AND PUBLIC SPACES. THE DIAGRAMS IN FIGURES 43 AND 66 PRESENT THE REACTION OF THE PROGRAM TOWARDS THE BUILDING SYSTEM AND SHELTER TYPOLOGY.

A CORE ELEMENT OF THIS BASIC PROGRAM WAS THE NEED FOR SPACES THAT ENHANCE POSITIVE THINKING. IT WAS THEREFORE IMPORTANT TO INCORPORATE SPACES FOR REFLECTION AND MEDITATION. THIS FEATURE OF THE BUILDING SYSTEM ADDS TO THE FEELING OF EMPOWERMENT FOR THE WOMEN AND CHILDREN LIVING IN THE SHELTER.

AT THE SAME TIME, THE SHELTER ADMINISTRATIVE SYSTEM HAS TO IMPLEMENT INTERNAL RULES FOR THE BENEFICIAL USE OF SPACES. THE FOLLOWING LIST PROVIDES GUIDELINES FOR ASSESSING THE SAFETY OF THE SHELTER SPACES AND PLAYGROUND. CHECKLISTS HAVE BEEN ADOPTED BY OTHER SHELTERS AND CAN BE REPRINTED WITH THE PERMISSION OF THE MASSACHUSETTS DEPARTMENT OF PUBLIC HEALTH.

THE PLAYGROUND SAFETY CHECKLIST IS A COMPILATION OF SUGGESTED GUIDELINES BASED ON CONSUMER PRODUCT SAFETY COMMISSION GUIDELINES, INTERNATIONAL PLAYGROUND STANDARDS, AND EXPERT OPINION FROM SHELTER STAFF, AS FOLLOWS:

GENERAL ENVIRONMENT:

- SECURITY ALARMS ON ALL EXIT DOORWAYS
- SMOKE DETECTORS
- HALLWAYS HAVE FIRE ESCAPE ROUTES IN CLEAR VIEW
- DOORS OPEN IN THE DIRECTION OF EXIT TRAVEL
- PARKING OUTSIDE OF BUILDING
- EXTERIOR GREEN SPACE SHOULD BE ENCLOSED
- FLOORS ARE SMOOTH WITH NON-SKID SURFACES
- PIPES AND RADIATORS ARE INACCESSIBLE TO CHILDREN
- ELECTRICAL CORDS ARE OUT OF CHILDREN'S REACH AND ARE KEPT OUT OF DOORWAYS AND TRAFFIC PATHS
- MEDICINES, CLEANERS, AND AEROSOL HAVE THEIR OWN ROOM INACCESSIBLE TO THE PUBLIC
- WINDOWS HAVE SCREENS STAY IN PLACE WHEN PUSHED
- WINDOWS CAN BE OPENED ONLY FOUR INCHES OR LESS FROM BOTTOM
- TRASH IS COVERED AND OUTSIDE OF THE FACILITIES AT ALL TIMES
- THE FACILITIES ARE INSPECTED FOR LEAD-BASED PAINT
- FIRST-FLOOR WINDOWS HAVE CURTAINS TO PROTECT FROM EXTERNAL VIEW
- CHILDREN ARE SUPERVISED AT ALL TIMES
- PLAYGROUND IS SUPERVISED AT ALL TIMES AND WELL FENCED

EQUIPMENT:

- EQUIPMENT AND PLAY EQUIPMENT ARE CHECKED OFTEN FOR SHARP EDGES
- NO EQUIPMENT OR SMALL ENOUGH TO FIT IN A CHILD'S MOUTH
- HINGES AND JOINTS ARE COVERED
- ART MATERIALS ARE NON-TOXIC
- CURTAINS, PILLOWS, BLANKETS, AND CLOTH ARE MADE OF FLAME-RESISTANT MATERIALS

HALLWAYS AND STAIRS:

- STAIRS FREE OF BOXES, TOYS, ETC.
- THE RIGHT-HAND RAILING ON STAIRS ARE AT CHILD HEIGHT
- RAILINGS ARE PRESENT ON WALLS
- DOORWAYS ARE CLOSED UNLESS THIS OBSTRUCTS EMERGENCY EVACUATION

PROGRAM

I. RESIDENT LIVING SPACES

APARTMENT UNITS	20	EACH @	800 Sq. Ft.
CLOSETS/STORAGE	20	EACH @	80 Sq. Ft.
OUTDOOR SPACES	3	EACH @	150 Sq Ft.
TOTAL SQ. FT W/O CIRCULATION			18,050 Sq. Ft.

II. CHILD CARE CENTER

CHILD CARE ROOM	1,800 Sq. Ft.	
STORAGE		
DINING ROOM		
KITCHEN		
RESTROOMS		
OUTDOOR PLAY AREA		
TOTAL SQ. FT. WITHOUT CIRCULATION		1,800 Sq. Ft.

III. SERVICE AND SUPPORT BUILDING

SECURITY ENTRANCE	160 Sq. Ft.	
SECURITY CAMERA ROOM	180 Sq. Ft.	
HOLDING LOBBY	300 Sq. Ft.	
VISITORS MEETING ROOM	480 Sq. Ft.	
HEALTHCARE	150 Sq. Ft.	
NUTRITIONIST'S OFFICE	150 Sq. Ft.	
CHILDREN'S COUNSELOR'S OFFICES	330 Sq. Ft.	
CHILDREN'S COUNSELING ROOM GROUP	730 Sq. Ft.	
WOMEN'S COUNSELOR'S OFFICES	150 Sq. Ft.	
WOMEN'S COUNSELING ROOM GROUP	350 Sq. Ft.	
PHYSIOLOGIST'S OFFICE	150 Sq. Ft.	
STORAGE		
TELECOM ROOM	65 Sq. Ft.	
TV SOCIAL AREA	690 Sq. Ft.	
VOLUNTEER'S OFFICES	650 Sq. Ft.	
CLASSROOM	620 Sq. Ft.	
TEACHER'S OFFICE	150 Sq. Ft.	
MEDITATION ROOM GROUP	680 Sq. Ft.	
MEDITATION ROOM SINGLE ROOM	255 Sq. Ft.	
MULTI PURPOSE ROOM (ACTIVITIES)	550 Sq. Ft.	
WOMEN'S RESEARCH CENTER	480 Sq. Ft.	
INDOOR PLAY ROOM	550 Sq. Ft.	
TOTAL SQ. FT WITHOUT CIRCULATION		7,670 Sq. Ft.

IV. ADMINISTRATION BUILDING

DIRECTOR'S OFFICE	2	EACH @	150 Sq. Ft.
ASSISTANT DIRECTOR'S OFFICE	2	EACH @	100 Sq. Ft.
STAFF OFFICES	8	EACH @	100 Sq. Ft.
RESOURCE ROOM (FUND RAISING)	2	EACH @	150 Sq. Ft.
STORAGE STAFF ROOM	2	EACH @	150 Sq. Ft.
STAFF MEETING ROOM		EACH @	200 Sq. Ft.
MECHANICAL ROOM		EACH @	170 Sq. Ft.
TEMPORARY ROOMS		EACH @	160 Sq. Ft.
SECRETARY'S OFFICE		EACH @	150 Sq. Ft.
INTERVIEW OFFICE		EACH @	288 Sq. Ft.
TOTAL SQUARE FOOTAGE WITHOUT CIRCULATION			3,178 Sq. Ft.

V. TRANSITIONAL SPACES

ELEVATORS, STAIRS, HALLWAYS
GATHERING SPACES
WAITING/SITTING AREAS

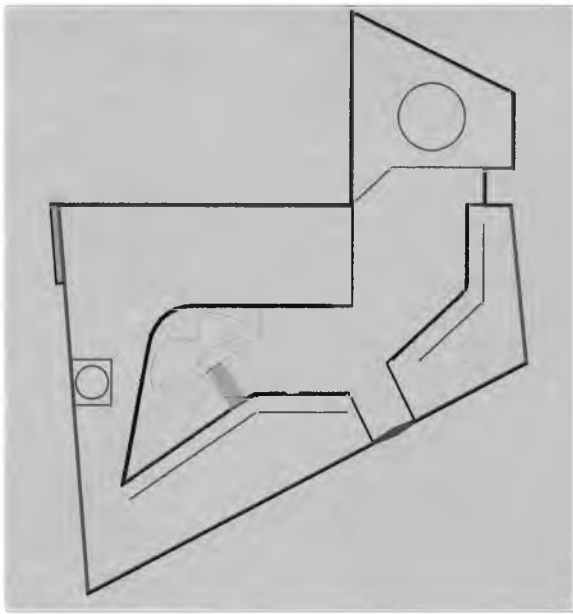
VI. SITE CONSIDERATIONS

PARKING	20 SPACES
---------	-----------

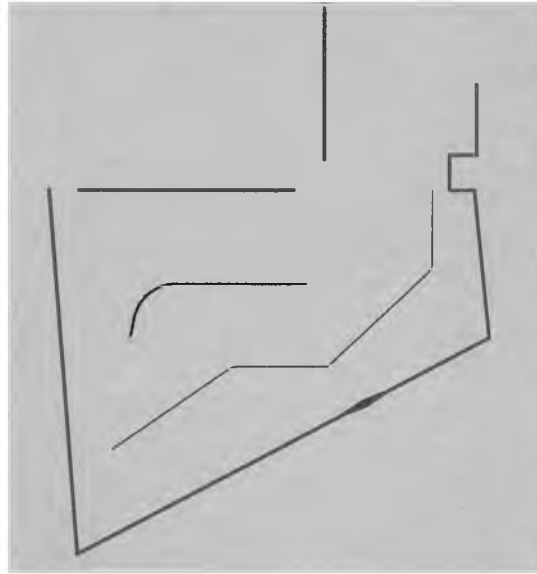
PROGRAM SUMMARY:

RESIDENTIAL BUILDING	18,500 Sq. Ft.
SERVICE AND SUPPORT BUILDING	7,670 Sq. Ft.
ADMINISTRATION BUILDING	3,178 Sq. Ft.
CHILDCARE BUILDING	1,800 Sq. Ft.

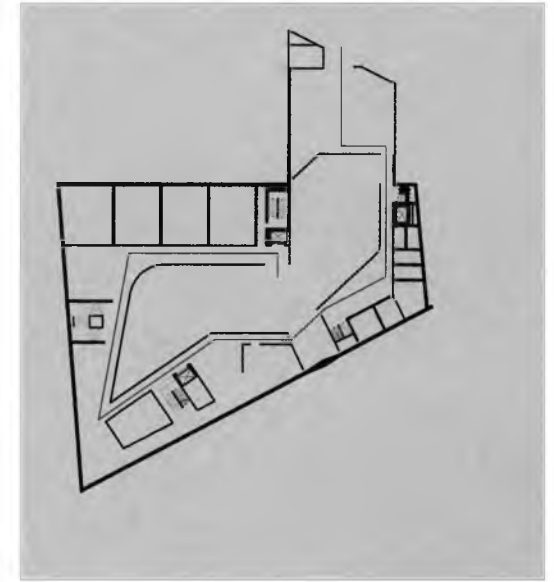
TOTAL AREA OF BUILDING W/O TRANSITIONAL SPACES: 31,148 Sq. Ft.



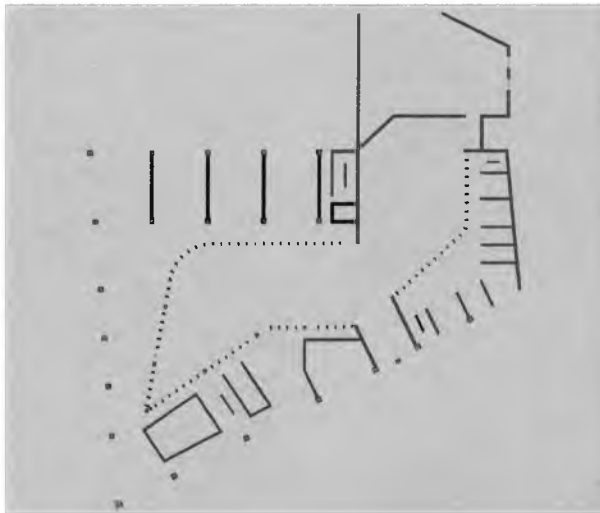
PROTECTION



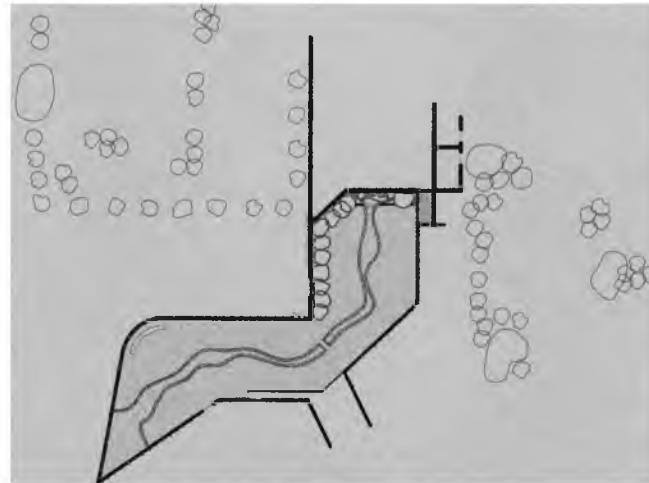
GEOMETRY



CIRCULATION



STRUCTURE



LANDSCAPE



PROGRAM

FIGURE	
6 5	DESCRIPTIVE OVERVIEW DIAGRAMS

D. DESCRIPTIVE OVERVIEW

THE BUILDING IS URBAN IN CHARACTER. EXTERNAL CHARACTERISTICS GIVE THE QUALITIES OF PURENESS, AND CLEANNESS IN A SIMPLIFIED, MINIMALIST DESIGN. THIN BEAMS PORTRAY A SENSE OF PROTECTION WITH A SUBDUED TONE, AS THEY CLAD THE BUILDING'S EAST AND SOUTH FAÇADES, CREATING A MONOLITHIC AND POWERFUL STRUCTURE. THE LIGHTWEIGHT CONCRETE MATERIAL PROVIDES FORTIFICATION WHILE INDUCING A PERCEPTION OF STRENGTH IN THE BUILDING. IN ADDITION, THE CLEAN LINES PRODUCED BY THE BEAMS TRULY PLAY UP THE NATURAL LIGHTING, BREATHING LIFE INTO THE STRUCTURE (SEE FIGURE 66).



FIGURE
6 6 SECTIONAL MODEL OF EAST CLADDING SYSTEM




FIGURE
6 7 EAST FAÇADE CLADDING SYSTEM

THE BUILDING SYSTEM IS EQUALLY AS INFLUENCED BY MODERN ARCHITECTURE AS IT IS DESIGNED TO CONVEY A SENSE OF PROTECTION (SEE FIGURE 67). THIS DESIGN ACHIEVED THE AESTHETIC OF ABSTRACT RECTILINEAR CONTOURS; AN AESTHETIC THAT BECAME PARTICULARLY PRONOUNCED IN THE 1920S AND IS STILL WITH US TODAY. ALSO, THE BUILDING WAS INTENDED TO SYMBOLIZE THAT REGULARITY AND REPETITIVENESS OF MODERN INDUSTRIALIZED MATERIALS AND CONSTRUCTION TECHNIQUES, ALTHOUGH SUCH MATERIALS AND TECHNIQUES DO NOT NECESSARILY DICTATE RECTILINEAR BUILDINGS.

THE USE OF LIGHTWEIGHT CONCRETE TO BUILD THE BEAMS HELPS CREATE THE APPEARANCE OF THE LARGE MONOLITHIC FORM. THE BEAMS DO NOT LOOK MASSIVE.

THEIR LINEAR SCULPTURAL CHARACTER HAS BEEN FULLY EXPLOITED IN THIS DESIGN. BY THIS IS MEANT THAT THERE IS NO FACING, NO PAINTING, AND NO OVER-EXPOSED DOORS ALONG THE FRONT FAÇADE OF THE BUILDING. IN TERMS OF USE AND FUNCTION OF THE BUILDING, THE CONSTRUCTION, MATERIALS, AND VISUAL FORM OF THE BUILDING ARE UNIQUE IN THE ARENA OF SHELTER DESIGNS. THE BUILDING IS NOT ONLY AN EXPRESSION OF ITS SURROUNDINGS BUT ALSO DELIBERATE IN ITS PURPOSE TO SERVE THE SHELTER'S NEEDS.

THE BUILDING'S EXTRUDED FORM IS CUT FROM A CONTINUOUS MOLD (SEE FIGURE 68) REPRESENTING THE FLOW OF A CONTINUOUS PROCESS OF THE WOMEN AND CHILDREN INTO THEIR NEW LIFE. THE RESULTING CURVILINEAR APPLICATION OF THE EXTRUDED SHAPES CAN BE SEEN IN THE INTERIOR FORM OF THE BUILDING. THEREFORE, THE FLOW SATISFIED THE STRATEGIC GOALS OF BOUNDARIES, ATTACHMENT AND LIGHTING, WHICH WERE COMBINED IN A VARIETY OF WAYS. AS A RESULT, THE BUILDING SEEMS TO PLAY CONTRADICTIONS ON ITSELF—OPEN YET SECURE, SENSITIVE YET POWERFUL.

EVERY GESTURE IN THE DESIGN WAS DESIGNED TO MAINTAIN THE FOCUS ON THE MOST IMPORTANT ELEMENT IN THE DESIGN: SECURITY. THAT SECURITY IS PROVIDED BY THE CLOSED ENVELOPE CHARACTER OF THE BUILDING AND THE MONOLITHIC UNITED FAÇADE.




FIGURE	
6 8	STUDY OF INNER FAÇADE

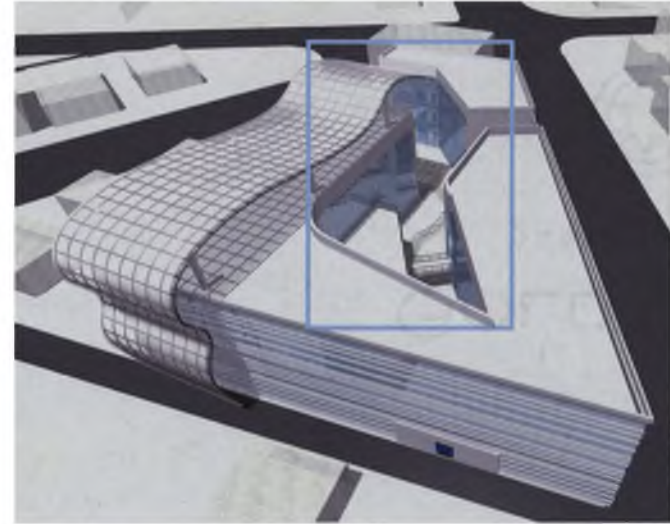


FIGURE	
6 9	INTERIOR COURTYARD, AXONOMETRIC VIEW

AS STATED EARLIER, THE BUILDING IS COMPLEX IN FOUR PARTS: THE RESIDENCES, CHILDCARE, THE ADMINISTRATION, AND THE SUPPORT SERVICES. THE STRATEGY OF ATTACHMENT IS FULFILLED BY THE CHILDCARE SPACES. A CENTRAL COMPONENT OF THE DESIGN WAS TO UNITE THE CHILDREN WITH THEIR MOTHERS. AS A RESULT, THE ATTACHMENT OF THE CHILDCARE CENTER TO THE RESIDENCES MAKES THE GESTURE OF SOLIDARITY (SEE FIGURE 69).

THE BUILDING BECAME A SERIES OF BUILDINGS SURROUNDING A GREAT ENCLOSED INTERIOR COURTYARD THAT HAS NO SINGLE DESIGNATED SPECIFIC FUNCTION, BUT BECOMES A SAFE PLACE FOR OUTSIDE ACTIVITIES AND SOCIAL INTERACTION. AS IT IS DESCRIBED IN THE DESIGN THE PRINCIPLE OF LIGHTING THE SPACES TO SEAT ARE BETWEEN THE SHADOWS AND LIGHT (SEE FIGURE 70).

THE GLASS PANELS SIMULATE AN OPEN ENVIRONMENT FOR THE CLOSED BUILDINGS SURROUNDING THE COURTYARD. A SINGLE SCHEME—OFF-WHITE WALLS AND SEMI-TRANSPARENT LIGHT BLUE GLASS—WAS USED FOR THE ENTIRE SPACE. THE NORTH SIDE, WHERE THE WATER RISES, IS THE OFFERING OF SILENCE. IT IS A SPACE WITHOUT A SPECIFIC FUNCTION; IT CAN BE A SIMPLE SITTING AREA OR A SPACE FOR EXTERNAL COUNSELING. THIS INTERIOR COURTYARD, LANDSCAPE, AND WATER DISSOLVE THE OUTER PHYSICAL BOUNDARIES THAT ARE TRADITIONALLY THE ESSENCE OF SECURITY DESIGN (SEE FIGURE 71).




FIGURE	
7 0	INTERIOR COURTYARD




FIGURE	
7 1	INNER CLADDING SYSTEM MODEL
7 2	INNER CLADDING SYSTEM, COURTYARD VIEW

AT THE TOP OF THE WOMEN'S RESIDENCE BUILDING THERE IS A GARDEN ROOF DESIGN WHICH WAS DESIGNED AS A GATHERING PLACE FOR OUTSIDE RECREATIONAL ACTIVITIES. IT CAN ALSO BECOME A GATHERING PLACE FOR OUTDOOR ACTIVITIES. THE THIN AND ALMOST TRANSPARENT ROOF EXPRESSES THE RISE IN THE IMPORTANCE OF WOMEN IN TODAY'S SOCIETY (SEE FIGURE 74). IT ALSO PROVIDES EXTRA SIGNIFICANCE AND PROTECTION TO THE WOMEN'S RESIDENTIAL BUILDING. THE ROOF DESIGN CAN BE DESCRIBED AS A POETIC EXPRESSION OF THE GRACE AND DELICATENESS OF A WOMAN.

A ROOF STUDY WAS THE METHOD USED TO DETERMINE THE LIGHTING STRATEGY AS WELL AS TO FORMALIZE THE SHAPE OF THE CANOPY ROOF. THESE STUDIES SIMULATE OF THE CURVILINEAR FIGURE OF A WOMAN'S BODY. WHILE THE ROOF GARDEN CANOPY WAS DESIGNED FUNCTIONALLY TO PROVIDE OVERHEAD PROTECTION AND ADEQUATE LIGHT, ITS CURVED CONTOURS BETRAY A GRACEFUL ELEGANCE.



FIGURE	
7 3	ROOF STUDY MODELS




FIGURE	
7 4	ROOF CANOPY, AXONOMETRIC VIEW

THERE IS HARDLY A PLACE IN THIS WORLD AS PEACEFUL AS A GARDEN, THUS A ROOF GARDEN WAS ADDED TO THE PROGRAM. THE GARDEN OFFERS A SAFE PLACE FOR SOLITUDE. WHILE MANY WOMEN WOULD FREQUENT A BEACH OR FOREST FOR TIME TO REFLECT, THE ROOF GARDEN OFFERS SUCH A SPACE WITHIN THE SECURITY OF SHELTER. THEREFORE, THE ROOF GARDEN WAS DESIGNED TO PROVIDE A REFUGE FOR WOMEN EXPERIENCING TIMES OF EMOTIONAL SENSITIVITY, DEPRESSION, OR ANXIETY DISORDERS. ALSO, THE SHELTER COULD EVEN PROVIDE RESIDENTS THEIR OWN SPACES TO DO THEIR OWN GARDENING.



FIGURE	
7 5	REPRESENTATION OF ROOFTOP GARDEN

THE ELEMENT OF THE BUILDING ENTRANCES WAS A CAREFULLY ANALYZED VARIABLE. FOR SECURITY PURPOSES ENTRANCES ARE DESIGNED FROM TWO DIFFERENT PERSPECTIVES: PEDESTRIAN ACCESS AND VEHICULAR ACCESS. PEDESTRIAN ACCESS

IS SPECIFICALLY GEARED TOWARD VISITORS WHO CAN PARK ON THE STREET AND WALK TO THE SIDE OF THE BUILDING WHERE THE MAIN DOOR IS LOCATED. ONCE PAST THE MAIN DOOR, THE SECURITY GUARD INTERVIEWS THE VISITOR. AT THIS POINT, ANOTHER WALL PREVENTS THE VISITOR FROM ENTERING THE BUILDING. THE VISITOR IS THEN INTERVIEWED AGAIN BEFORE GAINING ACCESS TO THE INTERIOR OF THE BUILDING. THE VEHICULAR ENTRANCE IS DESIGNED ONLY FOR RESIDENTS' VEHICLES. BECAUSE THIS IS THE MOST DANGEROUS AND VULNERABLE AREA OF THE COMPLEX, THE TECHNOLOGY AND MATERIALS CHOSEN FOR THE PARKING AREA ARE REINFORCED CONCRETE, BULLET-PROOF GLASS, AND A SECURITY SYSTEM WITH CLOSED-CIRCUIT CAMERAS AND ALARMS.




FIGURE	
7 6	ENTRANCE LOCATION OF BUILDING

THE RESIDENCES ARE MODESTLY DESIGNED APARTMENTS THAT WILL HELP WOMEN FEEL LIKE THEY ARE AT HOME. EACH UNIT CONTAINS A LIVING ROOM, A DINING ROOM, A

KITCHEN, STORAGE CLOSETS, TWO BEDROOMS, AND A SMALL BATHROOM. ALSO, FOR EMERGENCY PURPOSES, TEMPORARY ROOMS ARE LOCATED IN THE ADMINISTRATION BUILDING. WOMEN AND CHILDREN CAN STAY IN THESE UNITS UNTIL A REGULAR RESIDENTIAL UNIT IS AVAILABLE.



FIGURE	
7 7	TYPICAL RESIDENTIAL INTERIOR UNIT

MORE THAN ONE FAMILY MAY BE VISITING AT THE SAME TIME. THEREFORE, THE VISITING SPACES ARE LOCATED STRATEGICALLY THROUGHOUT THE BUILDING. FOR MATTERS OF PROTECTION THESE ARE NOT ENCLOSED ROOMS, HOWEVER PRIVACY IS TAKEN IN CONSIDERATION (SEE SITTING AREAS IN FLOOR PLANS, PAGE 71).

THE COUNSELING OFFICES ARE DESIGNED SEPARATELY—MOTHERS ON THE SECOND FLOOR AND CHILDREN ON THE THIRD FLOOR. THE PURPOSE OF THESE OFFICES IS TO PROVIDE A CLEAR AND COMFORTABLE SPACE FOR SUPPORT COUNSELING.

THE CRISIS INTERVENTION OFFICES WILL BE USED BY THE PSYCHOLOGIST AND OTHER STAFF TO NORMALIZE SITUATIONS AS THE NEED ARISES. DURING CRISIS, THE SHELTER MUST OFFER EMOTIONAL SUPPORT AND COUNSELING FOR BOTH MOTHER AND CHILD (HARNS 1998). THE OFFICES ARE DESIGNED TO PROVIDE NEEDED ISOLATION. THERE ARE NO WINDOWS THAT WOULD ALLOW OTHERS TO LOOK INTO THE OFFICES. THE SPACES ARE COMFORTABLY LARGE AND LIGHTING ENTERS THROUGH THE ELEVATED WINDOWS OVER THE DOORS.

AS DESCRIBED IN THE PREVIOUS CHAPTER, THE MEDITATION ROOM IS A SPACE TO HEAL THE SOUL. THIS IS A SPACE TO RELAX, TO READ A BOOK OR JUST THINK. IT IS A SPACE INTENDED TO PROVIDE A SENSE OF REFUGE. THIS SPACE IS DESIGNED FOR PURPOSES OF MEDITATION AND TRANSFORMATION, AS A PLACE TO GENERATE POSITIVE THINKING, A PLACE TO BLOCK OUT THE OUTSIDE WORLD BOTH PHYSICALLY AND PSYCHOLOGICALLY (SEE FIGURE 78).

IT IS HAS BEEN PROVEN THAT RELAXATION AND MEDITATION TECHNIQUES CAN MINIMIZE SYMPTOMS RELATED TO STRESS, SUCH AS TENSION, FATIGUE, ANXIETY, DEPRESSION, INABILITY TO CONCENTRATE, AND IRRITABILITY. RELAXATION AND MEDITATION CAN IMPROVE ONE'S OUTLOOK ON LIFE AND ENHANCE THE CAPACITY FOR LEARNING AND INSPIRATION. THE CONCEPT FOR THIS ROOM CAME FROM THE IDEA OF HAVING A PLACE TO REHABILITATE AND PROVIDE SPACES TO ENHANCE SELF-ESTEEM AND SELF-CONFIDENCE.



FIGURE	
7 8	MEDITATION SPACES, INTERIOR VIEW

E. BUILDING MODEL




FIGURE	
79	BUILDING MODEL

F. SITE MODEL

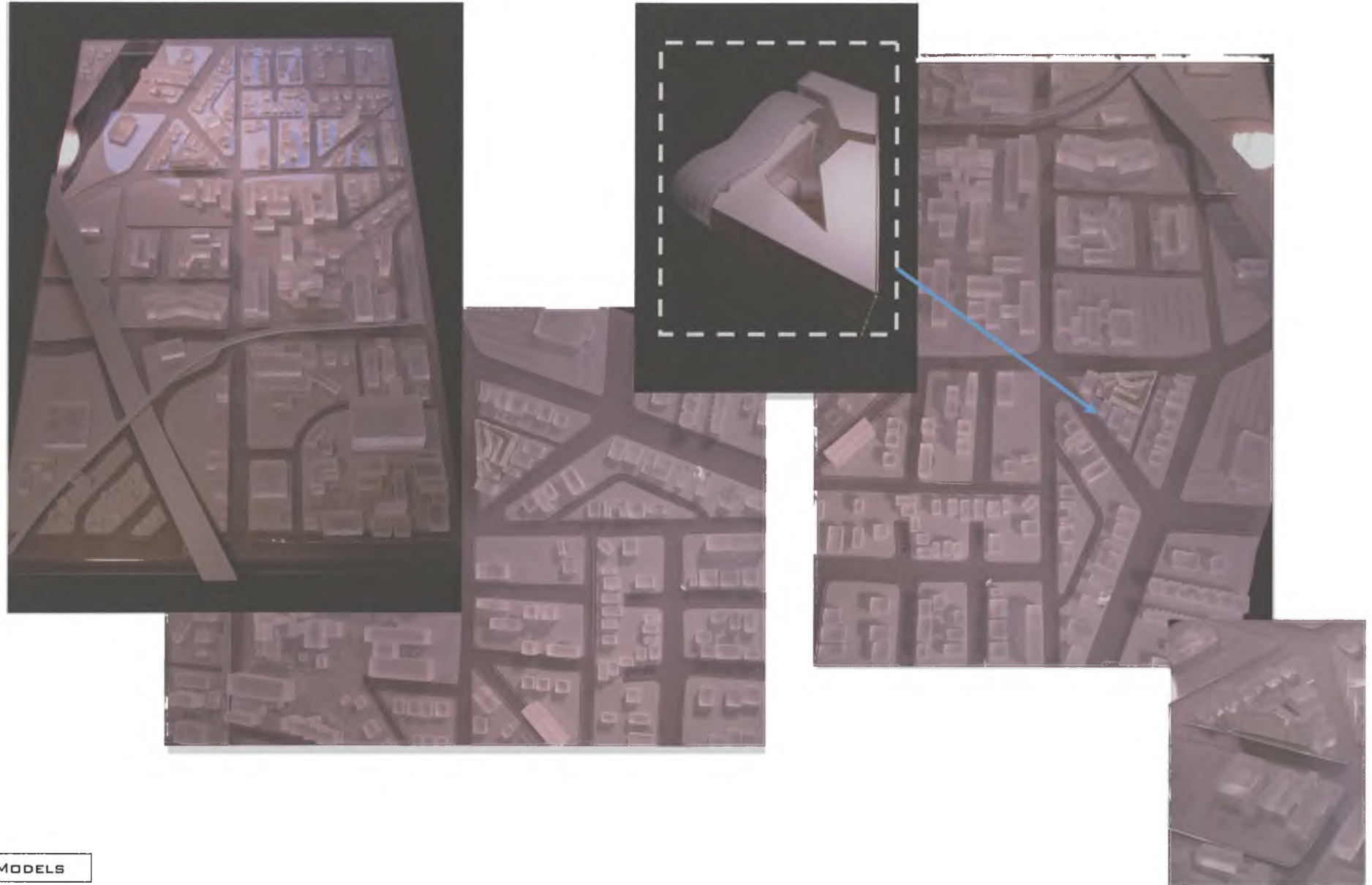


FIGURE
80 SITE MODELS

A. ARCHITECTURAL DRAWINGS



FIRST FLOOR PLAN

FIGURE	
1/32" = 1'-0"	
B	1
FLOOR PLAN	
1	



SECOND FLOOR PLAN

FIGURE		
1/32" = 1'-0"		
8	2	FLOOR PLAN 2

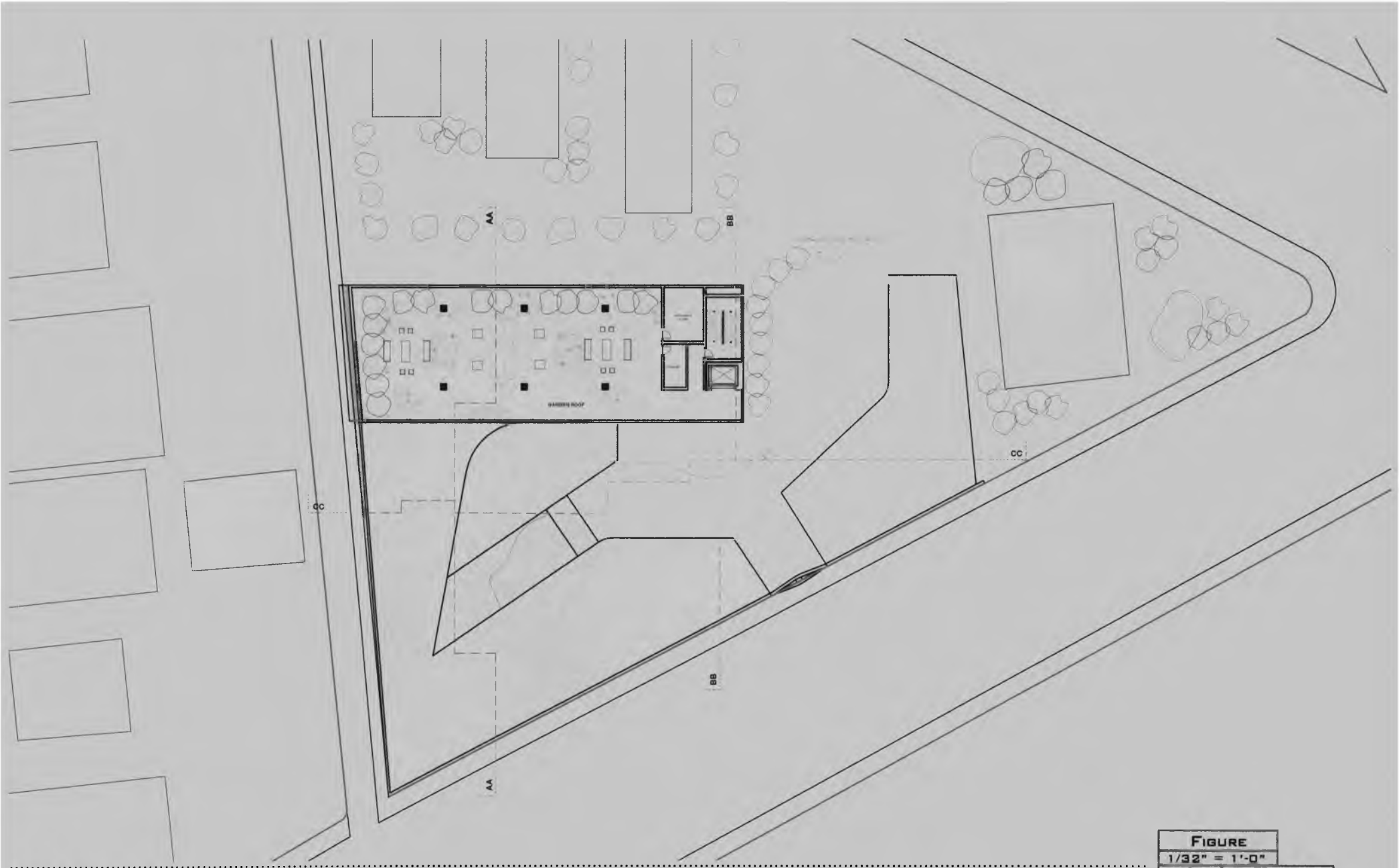


THIRD FLOOR PLAN

FIGURE		
1/32" = 1'-0"		
8	3	FLOOR PLAN 3

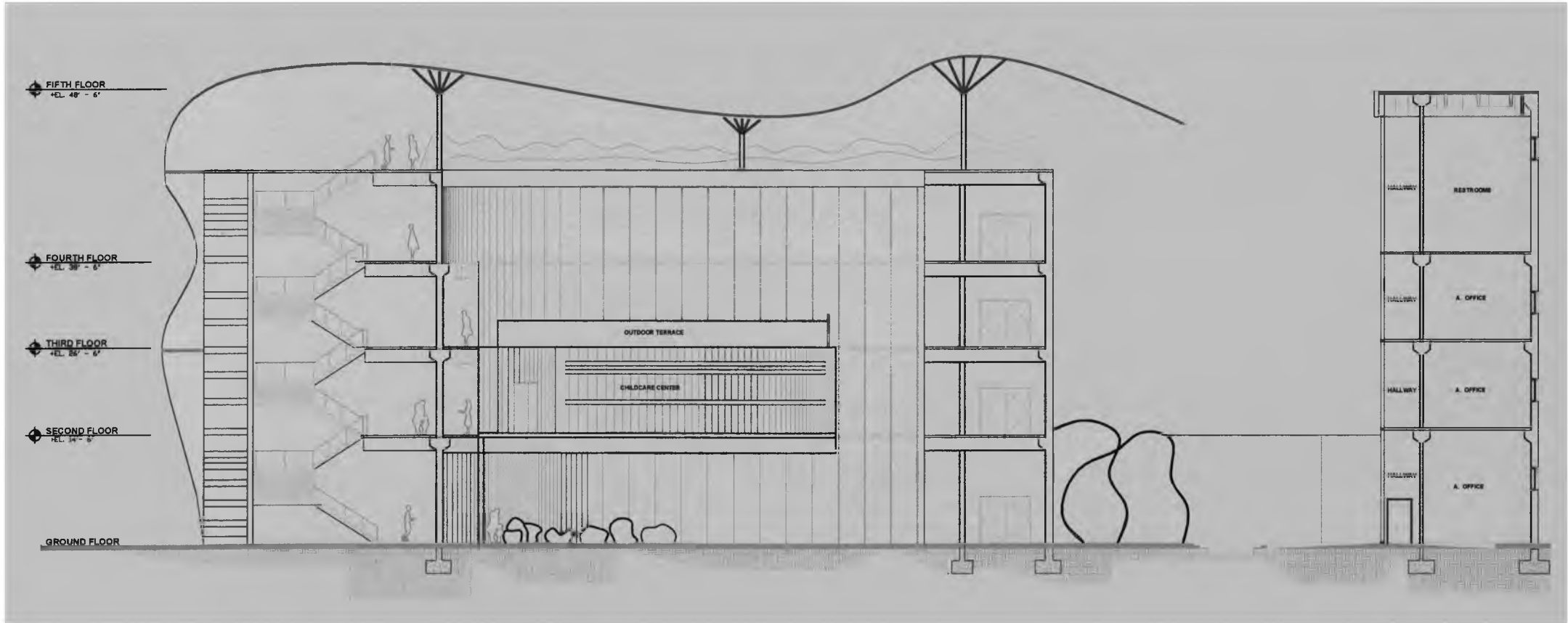


FOURTH FLOOR PLAN



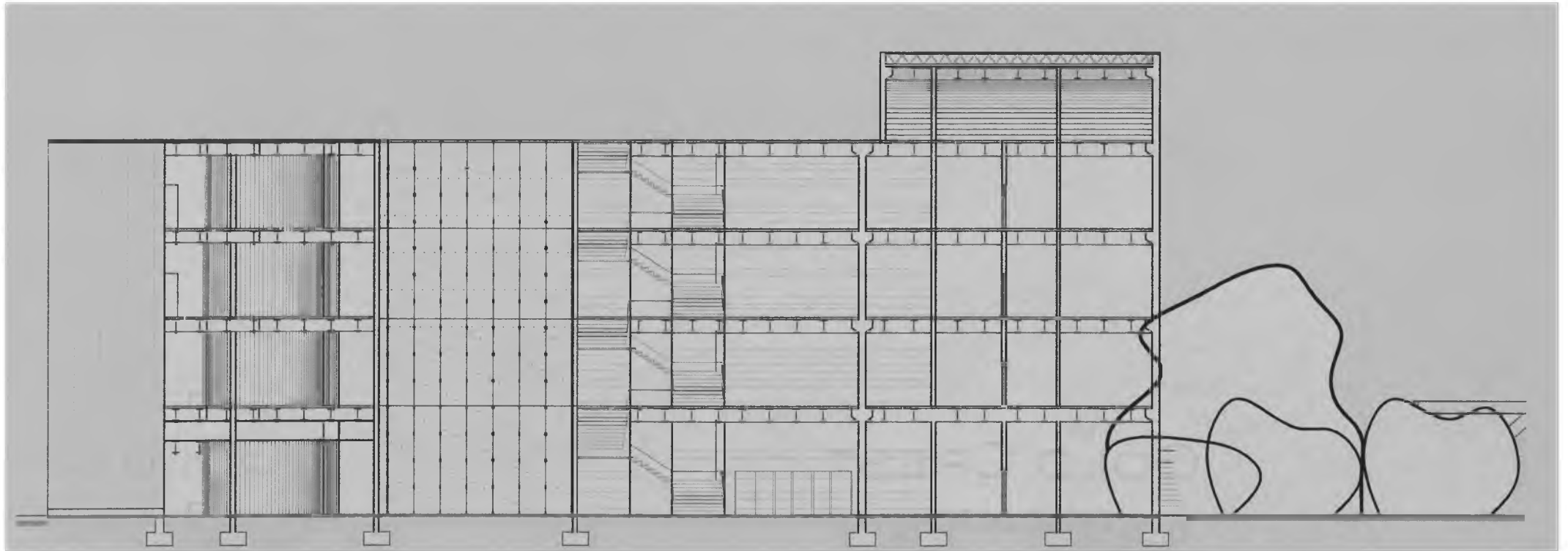
FIFTH FLOOR PLAN

FIGURE		
1/32" = 1'-0"		
8	5	FLOOR PLAN
		5



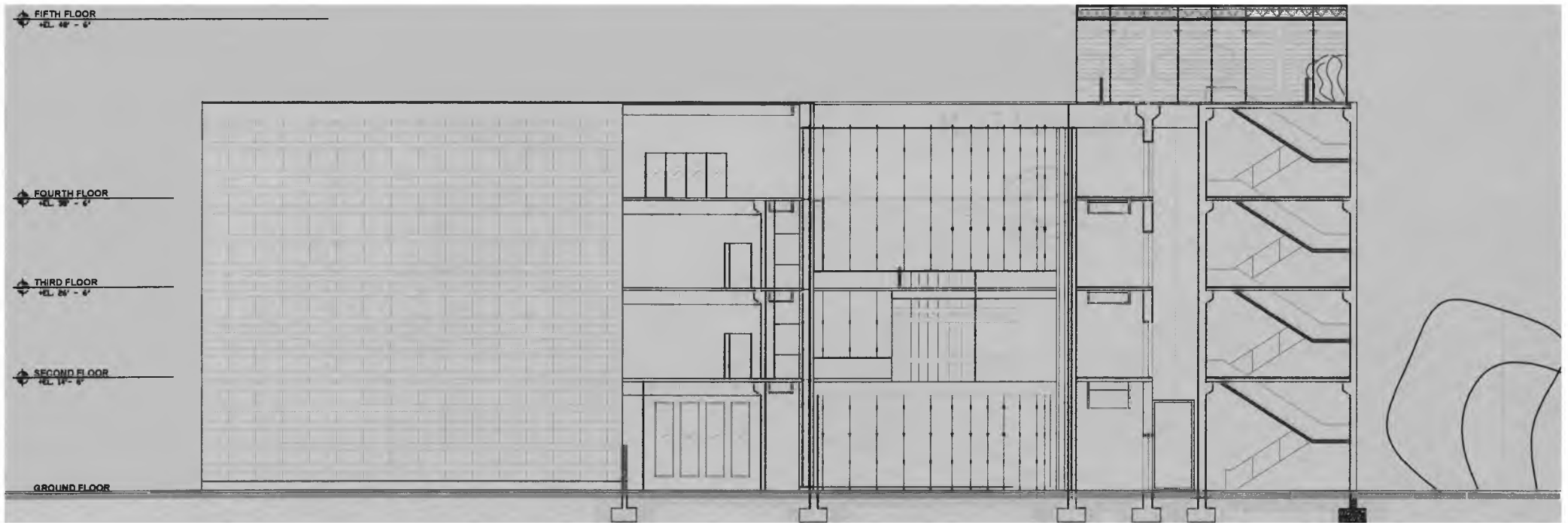
LONGITUDINAL SECTION

FIGURE	
1/32" = 1'-0"	
B	6
LONGITUDINAL SECTION	



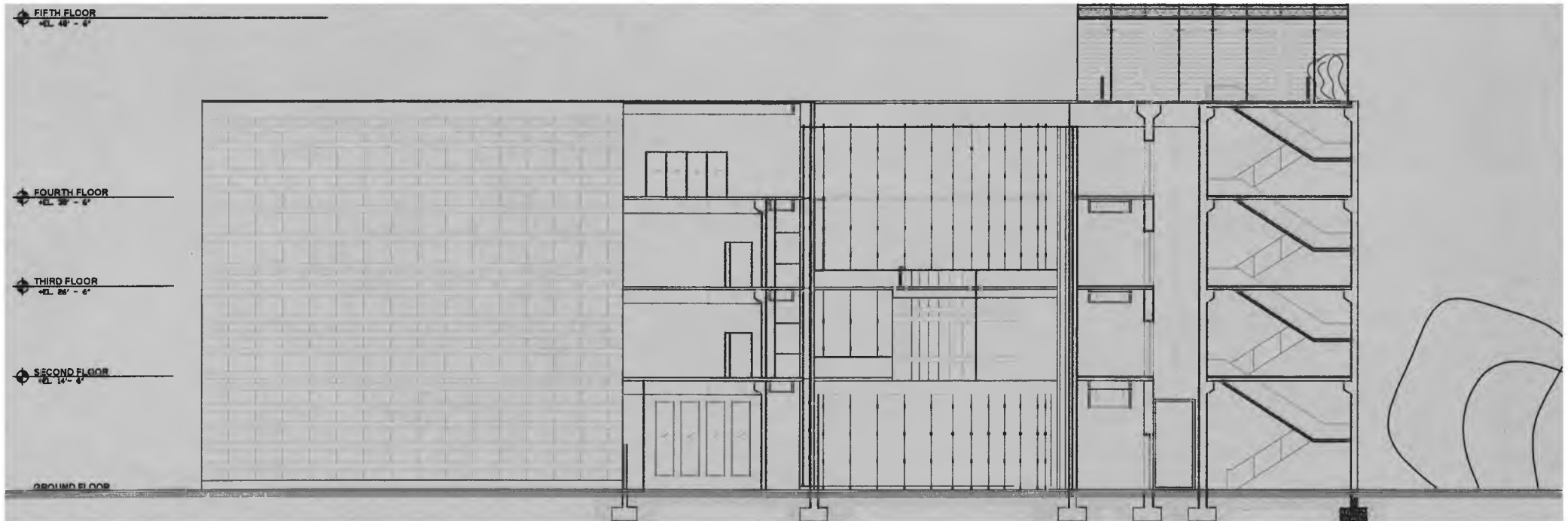
SECTION AA

FIGURE		
1/32" = 1'-0"		
8	7	SECTION AA




SECTION BB

FIGURE	
1/32" = 1'-0"	
B	B SECTION BB



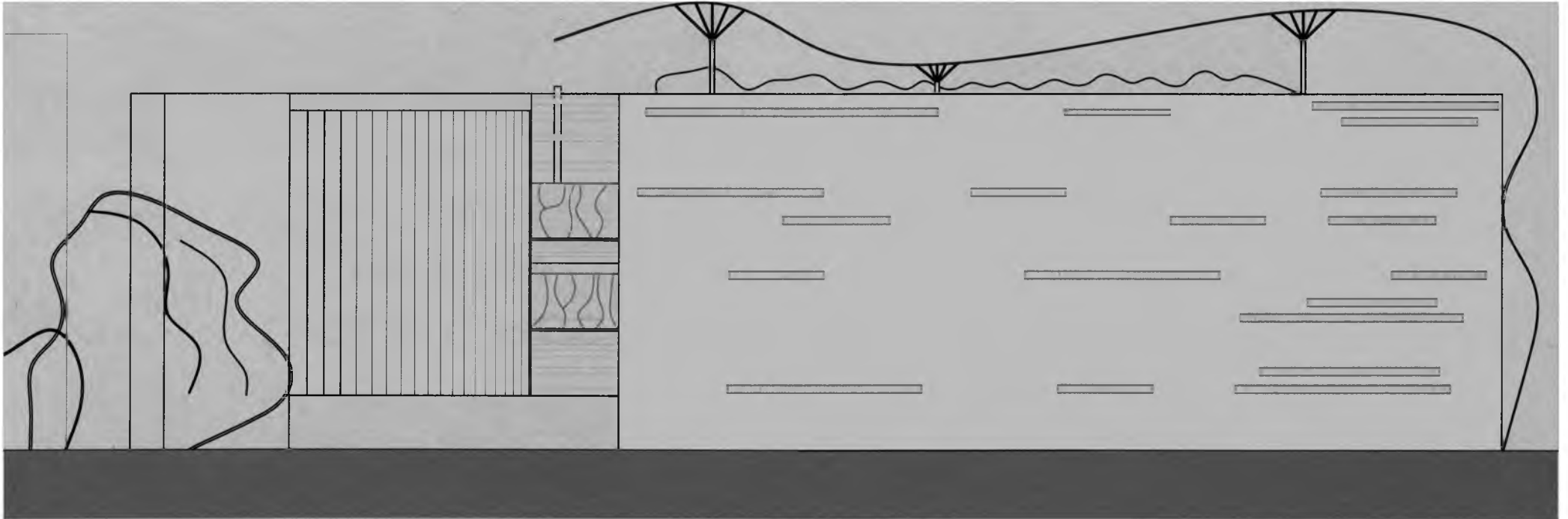
SECTION BB

FIGURE		
1/32" = 1'-0"		
B	B	SECTION BB




.....
EAST ELEVATION

FIGURE		
1/32" = 1'-0"		
8	9	EAST ELEVATION




WEST ELEVATION

FIGURE		
1/32" = 1'-0"		
9	□	WEST ELEVATION



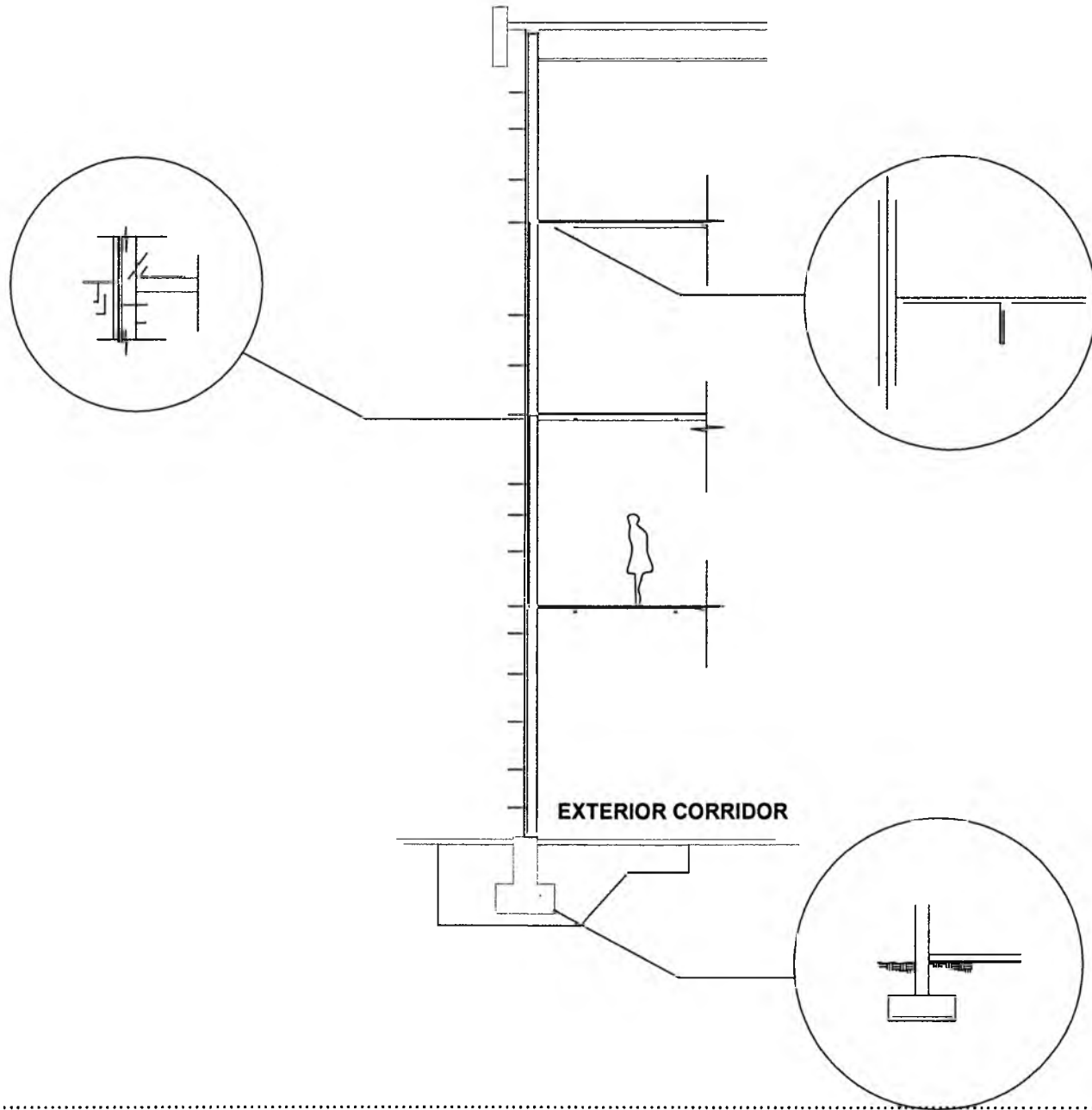
SOUTH ELEVATION

FIGURE		
1/32" = 1'-0"		
9	1	SOUTH ELEVATION



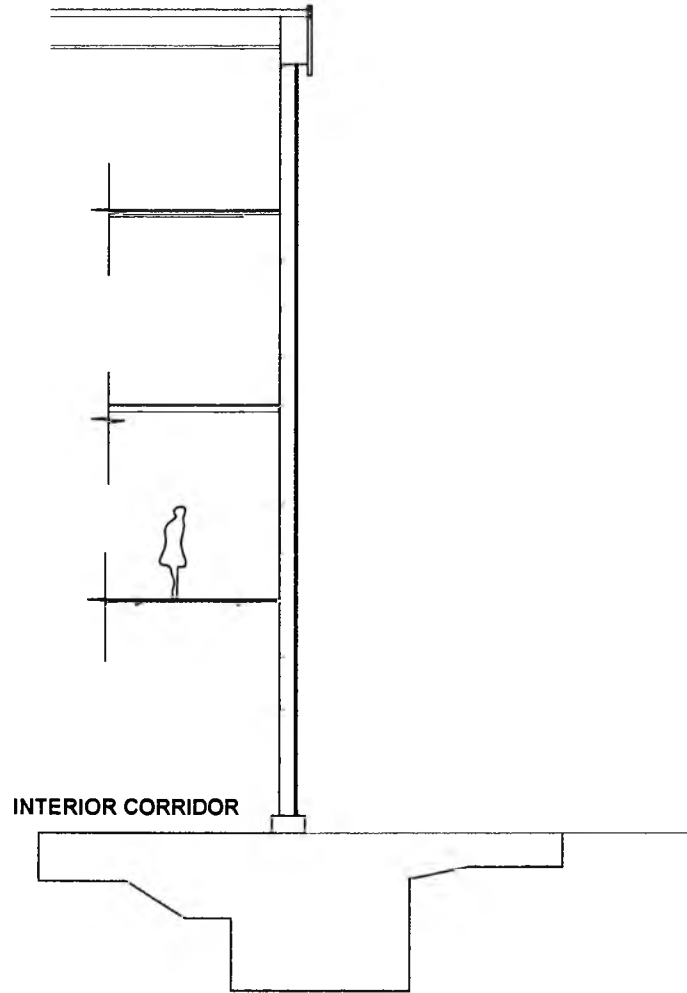
NORTH ELEVATION

FIGURE		
1/32" = 1'-0"		
9	2	NORTH ELEVATION



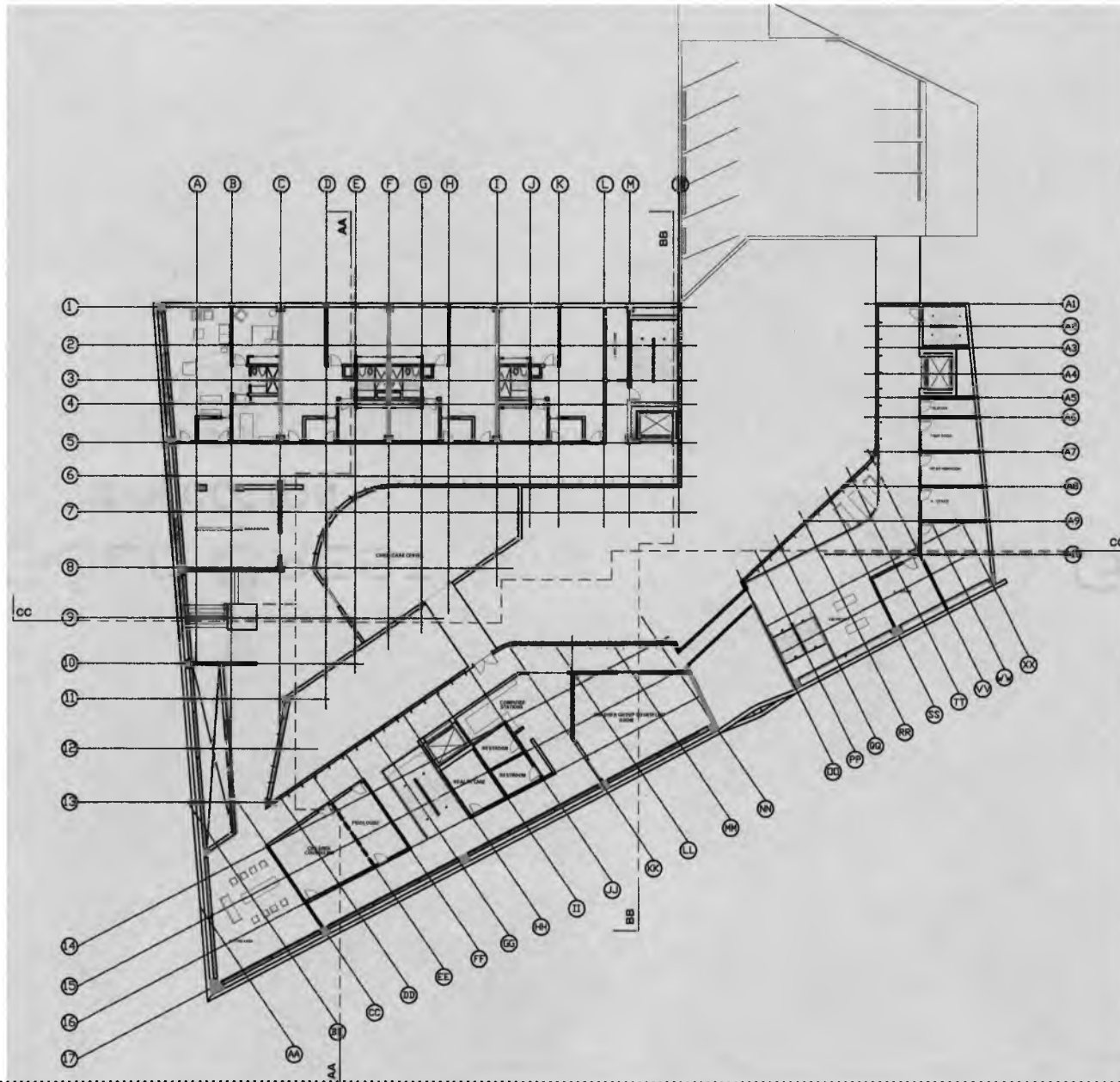
WALL DETAIL A

FIGURE		
1/32" = 1'-0"		
9	2	WALL DETAIL A



WALL DETAIL B

FIGURE		
$1/32" = 1'-0"$		
9	3	WALL DETAIL B



STRUCTURAL FLOOR PLAN

FIGURE	
1/32" = 1'-0"	
9	5
STRUCTURAL FLOOR PLAN	

CHAPTER IX CONCLUSION

THE RESULTING ASYLUM PROJECT ESTABLISHES ARCHITECTURAL PATTERNS AND DESIGN STRATEGIES IN RELATION TO WOMEN WITH CHILDREN IN NEED OF A HOME.

THIS ARCHITECTURAL STUDY SPANS A BROAD HISTORICAL BASE ON THE SUBJECT OF WOMEN IN NEED OF SHELTER. IT IS NOT ONLY INTENDED TO BE SIMPLY A FUNCTIONAL STUDY TO HELP WOMEN IN NEED BUT ALSO TO BRING TO THE FOREFRONT A REALITY OF DOMESTIC VIOLENCE THAT STILL EXISTS IN OUR SOCIETY, A REALITY THAT TODAY PEOPLE ARE TAKING ACTION TO IMPROVE. THEREFORE, ARCHITECTURAL DESIGN IS IN ESSENCE A PROPOSAL FOR CREATING MEANINGFUL CHANGE IN THE MIAMI COMMUNITY. DURING THE RESEARCH I GAINED A FULLER UNDERSTANDING OF WOMEN'S ORGANIZATIONS NOT ONLY IN SPIRITUAL DISCIPLINES, BUT ALSO IN THE LARGER SOCIAL, ECONOMIC, AND CULTURAL CONTEXTS. AS A RESULT, THE SHELTER DESIGN IS NOT ONLY A MANIFESTATION OF FORM, FUNCTION, PROTECTION, AND DEFENSE BUT ALSO A REVELATION OF THE SOCIOECONOMIC ISSUES THAT WOMEN ENDURE TODAY. THIS ARCHITECTURE IS A MODEL OF OUR CONSCIOUSNESS, OF THE PATTERNS IN WHICH WE RELATE ONE TO ANOTHER, AND OUR DESIRE TO ENSURE THE WELL-BEING OF OTHERS.

IN THIS THESIS, THE FUNCTIONALISM OF MODERN ARCHITECTURE WAS PROMOTED THROUGH THE DESIGN OF THREE STRATEGIES THAT EMERGED OUT OF METHODOLOGICAL RESEARCH. THESE STRATEGIES FOLLOWED THE PROGRAM, THE SPATIAL REQUIREMENTS, THE FUNCTIONS OF THE BUILDING, AND THE RELATIONSHIP BETWEEN THE LANGUAGE OF SPACE AND USERS. THE CONSIDERATIONS OF THE PROGRAM ESTABLISHED THE FRAMEWORK FOR THE STRATEGIES, WHICH IN TURN INFLUENCED THE AESTHETICS OF THE BUILDING. IN EARLIER TIMES, DESIGNS FOR THIS TYPE OF BUILDING WERE LIKELY

DEVELOPED WITHOUT FIRST DEVELOPING FUNDAMENTAL DESIGN STRATEGIES ESSENTIAL TO THIS ARCHITECTURAL TYPOLOGY. THE DESIGN STRATEGIES WERE SHAPED BY THE REQUIRED PROGRAM, CONDITIONS AT THE SITE, AND THE NATURE OF THE BUILDING FUNCTIONS. THE THREE DESIGN STRATEGIES—BOUNDARIES, LIGHTING, AND ATTACHMENT—WERE LINKED BY A COMMON FOCUS ON THE PRINCIPAL FUNCTION OF PROVIDING PROTECTION IN THE FINAL DESIGN.

MY FIRST REACTION TO THE BASIC PROGRAM WAS TO CHANGE IT. FOR EXAMPLE, IF A SCHOOL BOARD WOULD REQUEST ME TO DESIGN A SCHOOL WITHOUT WINDOWS, I WOULD RESIST THE DESIGN. LIGHT IS ESSENTIAL TO LIFE, TO LEARNING, AND SO TO THE OPTIMAL DESIGN OF A SCHOOL. THEREFORE, I STARTED THE DESIGN PROCESS A VARIETY OF DESIGN STRATEGIES THAT EVENTUALLY BECAME A COLLECTION OF SCHEMATIC DESIGN MODELS THAT UNDERWENT EVALUATION. MY THESIS COMMITTEE WORKED VERY HELPFUL WITH ME IN REWORKING THE CONCEPTS THAT AROSE FROM THE STRATEGIES DEVELOPED. A POWERFUL LESSON HAS BEEN THAT DESIGN DEVELOPMENT IS NOT ONLY ABOUT FORM. BUT ALSO, THAT IF THE CONCEPT WAS NOT DEVELOPED BEGINNING FROM THE VERY BASICS IT WAS NOT GOING TO WORK AS A THESIS PROJECT. THAT IS WHY THE DEVELOPMENTS FROM DIFFERENT STUDIES WERE NECESSARY AND HAPPENED UNTIL THE DESIGN WAS THE MOST MEANINGFUL ONE. ULTIMATELY, I LEARNED NOT ONLY THAT FORM IS IMPERSONAL, THAT IT BELONGS TO THE BUILDING BUT, ALSO THAT DESIGN BELONGS TO PEOPLE AND COMMUNITIES.

TODAY, SOCIETY TENDS TO REGARD PUBLIC INSTITUTIONS NEGATIVELY. WE THINK THAT LARGE, BUREAUCRATIC, UNRESPONSIVE ORGANIZATIONS ARE MORE CONCERNED WITH THEIR OWN GROWTH THAN ADDRESSING HUMAN NEEDS. HOWEVER, IN THE

DEVELOPMENT OF THIS THESIS, THE FOCUS WAS DRAWN TOWARD CREATING A STRUCTURE THAT WOULD ENCOURAGE RESPONSIVENESS TO HUMAN NEEDS AND DESIRES, SUCH AS THE DESIRE FOR RESPECT, AND MUTUAL ASSISTANCE.

IN ADDITION, THE FINAL ARCHITECTURAL DESIGN AROSE FROM THE BELIEF THAT THE BETTERMENT OF HUMAN SOCIETY WILL FOLLOW FROM A DESIGN THAT SERVES IDENTIFIABLE PHYSICAL HUMAN NEEDS. IT IS THE EXPRESSION OF THE STRONG BELIEF THAT BUILDINGS ARE NOT MERE ABSTRACT FORMS, THEY SERVE NOT ONLY TO GIVE US SHELTER BUT ARE PLACES IN WHICH WE GROW AND LEARN EVERY DAY. FOR THESE REASONS THIS BUILDING COULD PROVIDE MEANINGFUL SUBSTANCE TO OUR COMMUNITIES BY SERVING THE VITAL FOUNDATIONS OF LEARNING AND RESTORING THE PRIDE OF WOMEN.

IN CONCLUSION, THIS ARCHITECTURAL DESIGN IS AN EXPRESSION NOT ONLY OF REQUIREMENTS BUT ALSO FULFILLS THREE BASIC AND POWERFUL HUMAN NEEDS: THE NEED FOR SELF-PROTECTION, THE NEED FOR SELF-ESTEEM AND THE NEED TO DISCOVER HAPPINESS.




FIGURE	
9 6	BUILDING COMPOSITION

REFERENCES

- ARRIGHI, BARBARA A. 1997. *AMERICA'S SHAME; WOMEN AND CHILDREN IN SHELTER AND THE DEGRADATION OF FAMILY ROLES*. CONNECTICUT: PRAEGER PRESS.
- BRUCHEY, STUART. 1998. *CHILDREN OF POVERTY: STUDIES ON THE EFFECTS OF SINGLE PARENTHOOD, THE FEMINIZATION OF POVERTY AND HOMELESS*. NEW YORK AND LONDON: GARLAND PUBLISHING INC.
- DALEY, MILDRED. 1999. *VICTIMS AND THEIR EXPERIENCES*. CALIFORNIA: SAGE PUBLICATIONS.
- DAVIS, MADELEINE AND WALLBRIDGE DAVID. 1998. *BOUNDARY AND SPACE. AN INTRODUCTION TO THE WORK OF D.W. WINNICOTT*. LONDON: KARMAC BOOKS.
- DODDS, GEORGE. 2001. *BODY AND BUILDING: ESSAYS ON CHANGING RELATION OF BODY AND ARCHITECTURE*. LONDON AND ENGLAND: MIT PRESS.
- FERRANTE, LUCIA. 1990. *HONOUR REGAINED: WOMEN IN THE CASA DI SOCCORSO DI SAN PAOLO IN SIXTEENTH-CENTURY BOLOGNA*. BALTIMORE: HOPKINS UNIVERSITY PRESS.
- FREDERICSON, DELORA. 2001. *OFF OUR BACKS*. NEW YORK: GALE GROUP INC.
- GAVORA, JESSICA. 2002. *TILTING THE PLAYING FIELD: SCHOOLS, SPORTS, SEX AND TITLE IX*. NEW YORK: ENCOUNTER BOOKS.
- HARNS, THELMA. 1998. *PRESERVING CHILDHOOD FOR CHILDREN IN SHELTERS*. WASHINGTON, DC: CWLA PRESS.
- LAVIOLETTE, BARNETT. 1993. *IT COULD HAPPEN TO ANYONE. WHY WOMEN STAY*. NEWBURY PARK, LONDON: SAGE PUBLICATIONS.
- LAWSON, BRIAN. 2001. *THE LANGUAGE OF SPACE*. BOSTON: ARCHITECTURAL PRESS.
- LIFF, SHARON R. 1996. *NO PLACE ELSE TO GO. HOMELESS MOTHERS AND THEIR CHILDREN LIVING IN URBAN SHELTERS*. NEW YORK: GARLAND PUBLISHING.
- LOSEKE, DOMILEEN. 1992. *THE BATTERED WOMAN AND SHELTERS. THE SOCIAL CONSTRUCTION OF WIFE ABUSE*. NEW YORK: STATE UNIVERSITY OF NEW YORK PRESS.
- POMEROY, SARA B. 1995. *GODDESSES, WHORES, WIVES AND SLAVES: WOMEN IN CLASSICAL ANTIQUITY*. NEW YORK: SHOCKEN BOOKS.
- RENDELL, JANE. 2000. *GENDER SPACE ARCHITECTURE: AN INTERDISCIPLINARY INTRODUCTION*. LONDON AND NEW YORK: TAYLOR AND FRANCIS GROUP PRESS.
- MARY JO BOHLE AND PAUL BOULE. 1978. *THE CONCISE HISTORY OF WOMAN SUFFRAGE: SELECTIONS FROM THE CLASSIC WORK OF STANTON, ANTHONY, GAGE, AND HARPER*. ILLINOIS: UNIVERSITY OF ILLINOIS PRESS.
- SHOSTACK, ALBERT. 2001. *SHELTERS FOR BATTERED WOMEN AND THEIR CHILDREN*. SPRINGFIELD ILLINOIS: CHARLES C THOMAS PUBLISHER.
- STEBNER, ELEANOR J. 1997. *THE WOMEN OF HULL HOUSE*. NEW YORK: STATE UNIVERSITY OF NEW YORK PRESS.
- TIFFT, LARRY L. BATTERING OF WOMAN. 1993. *THE FAILURE OF INTERVENTION AND THE CASE OF PREVENTION*. CALIFORNIA: OXFORD PRESS.
- VERDERBER, STEPHEN. 1985. *SHELTERS FOR BATTERED WOMEN AND CHILDREN: PROGRAMMING AND DESIGN ISSUES*. LOUISIANA: TULANE UNIVERSITY PRESS.
- WALKER, LENORA. 1994. *THE BATTERED WOMAN SYNDROME*. NEW YORK: SPRINGER PUBLISHING CO.
- U.S. DEPT. OF JUSTICE BUREAU OF JUSTICE STATISTICS. 2002. "VIOLENCE AGAINST WOMEN: A NATIONAL CRIME VICTIMIZATION SURVEY REPORT".
- U.S. DEPARTMENT OF JUSTICE BUREAU OF JUSTICE STATISTICS. 2002. VIOLENCE BY INTIMATES. "ANALYSIS OF DATA ON CRIMES BY CURRENT OR FORMER SPOUSES, BOYFRIENDS, AND GIRLFRIENDS".