

12-2-2021

Obesity implications on SARS-CoV-2 infections' prevalence, hospitalizations, critical care needs, fatalities & vaccination rates: A public health crisis

Cody Autrey

Florida International University, Herbert Wertheim College of Medicine

Sophie Alfaro

A.T. Still University School of Osteopathic Medicine

Brendon Sen-Crowe

Dr. Kiran.C. Patel College of Allopathic Medicine, NOVA Southeastern University

Adel Elkbuli

Department of Surgery, Division of Trauma and Surgical Critical Care, Kendall Regional Medical Center

Follow this and additional works at: https://digitalcommons.fiu.edu/covid-19_research

Recommended Citation

Autrey, Cody; Alfaro, Sophie; Sen-Crowe, Brendon; and Elkbuli, Adel, "Obesity implications on SARS-CoV-2 infections' prevalence, hospitalizations, critical care needs, fatalities & vaccination rates: A public health crisis" (2021). *Coronavirus Research at FIU*. 113.

https://digitalcommons.fiu.edu/covid-19_research/113

This work is brought to you for free and open access by FIU Digital Commons. It has been accepted for inclusion in Coronavirus Research at FIU by an authorized administrator of FIU Digital Commons. For more information, please contact dcc@fiu.edu.



Cross-sectional Study

Obesity implications on SARS-CoV-2 infections' prevalence, hospitalizations, critical care needs, fatalities & vaccination rates: A public health crisis

Sophie Alfaro, B.S.^a, Cody Autrey, B.S.^b, Brendon Sen-Crowe, M.S.^c, Adel Elkbuli^{d,*}

^a A.T. Still University School of Osteopathic Medicine, Arizona, USA

^b Florida International University, Herbert Wertheim College of Medicine, Miami, FL, USA

^c NOVA Southeastern University, Dr. Kiran.C. Patel College of Allopathic Medicine, Fort Lauderdale, FL, USA

^d Department of Surgery, Division of Trauma and Surgical Critical Care, Kendall Regional Medical Center, Miami, FL, USA

ARTICLE INFO

Keywords:

COVID-19 pandemic

Fatalities

Hospitalizations

Obesity

Vaccinations

Coronavirus disease 2019 (COVID-19) has appropriately become the focus of attention and claimed the lives of 757,663 Americans as of November 12, 2021 [1]. Several comorbidities including hypertension, diabetes, cardiovascular disease, respiratory system disease, and obesity significantly increase the risk of severe COVID-19 infection [2,3]. Obesity, defined as a body mass index (BMI) ≥ 30 kg/m², affected 42.4% of adults and 19.3% of children from 2017 to 2018 and continues to rise in the United States (US) [4,5]. Currently, obesity is known to be a risk factor for death and intubation among other complications in those who are diagnosed with COVID-19 [6,7].

According to a Morbidity and Mortality Weekly Report assessing COVID-19 infections from December–March 2020, the majority of COVID-19 infections were among patients who were obese, despite this cohort comprising less than half of the overall study population (Table 1) [8]. Additionally, COVID-19 patients with a BMI ≥ 30 kg/m² comprised the majority of patients who were hospitalized (Fig. 1), admitted to the intensive care unit (ICU) or underwent invasive mechanical ventilation (IMV) measures (Fig. 2), and suffered in-hospital deaths (Fig. 3) [8]. Evidently, patients who are obese represent a high-risk group for severe COVID-19 illness and may warrant additional consideration for targeted interventions.

Given the aforementioned data, the prevalence of obesity in COVID-19 patients is a topic of heightened interest. Deep into the pandemic, a

meta analysis was conducted which showed that persons who are obese carry an increased risk for testing positive for COVID-19, being hospitalized, and even dying [9]. Another study performed in the United Kingdom (UK) found that BMI and waist circumference were both associated with a dose-dependent increase in the odds of returning a positive COVID-19 test when compared to people with BMIs between 18 and <25 kg/m² [10]. Not only is there evidence for a higher prevalence of COVID-19 in patients who are obese, but also for disease complications upon infection. A systematic review and meta analysis performed by Helvaci et al. found an increased risk of hospitalization, ICU admission, and IMV requirements in COVID-19 patients who are obese in the US as well as Europe [11]. Furthermore, Helvaci et al. found that the prevalence of patients who are obese with COVID-19 requiring IMV surpassed the baseline prevalence of obesity in the US overall [11]. These results suggest that those with high BMIs require more resources such as IMV and may be a population subset with increased risk of severe COVID-19 illness.

Several mechanisms driving obesity as a risk factor for severe COVID-19 illness have been proposed. For example, excess abdominal weight in individuals who are obese impairs adequate ventilation and increases the risk for infection [7]. Additionally, it has been previously reported that there is significantly increased difficulty in ventilating patients who are obese via both mask ventilation and intubation [12,

* Corresponding author.

E-mail address: a.elkbuli@med.miami.edu (A. Elkbuli).

<https://doi.org/10.1016/j.amsu.2021.103096>

Received 21 September 2021; Received in revised form 18 November 2021; Accepted 20 November 2021

Available online 30 November 2021

2049-0801/© 2021 The Authors. Published by Elsevier Ltd on behalf of IJS Publishing Group Ltd. This is an open access article under the CC BY-NC-ND license

(<http://creativecommons.org/licenses/by-nc-nd/4.0/>).

Table 1

Percentage of total patients in database for various BMI ranges compared to the Percentage of patients with COVID-19 infection for various BMI ranges. The percentage of patients in the obese BMI range with COVID-19 was greater than the percentage of patients with obese BMI in the database overall.

Comparison of Total Patients in Database to Patients with COVID-19 According to BMI		
BMI	Patients in Database N (%)	Patients with COVID-19 infection N (%)
<18.5 (Underweight)	79,988 (3%)	2674 (2%)
18.5–24.9 (Healthy Weight)	829,474 (26%)	28,349 (19%)
25–29.9 (Overweight)	936,132 (29%)	41,973 (28%)
≥30 (Obesity)	1,397,055 (43%)	75,498 (51%)

Source: Centers for Disease Control and Prevention. (2021, March 12). Body Mass Index and Risk for COVID-19–Related Hospitalization, Intensive Care Unit Admission, Invasive Mechanical Ventilation, and Death — United States, March–December 2020 https://www.cdc.gov/mmwr/volumes/70/wr/mm7010e4.htm#F1_down. Accessed August 22nd, 2021.

[13]. The increased thoracic mass may necessitate the use of higher positive end-expiratory peak pressures to maintain proper oxygenation [14]. Consequently, there is an increased risk of barotrauma such as pneumothorax and alveolar rupture [15]. Moreover, the increased expression of angiotensin-converting enzyme 2 (ACE2) receptors, a known functional host-cell receptor used by the SARS-CoV-2 virus to invade hosts, in individuals who are obese may play a role in their increased rate of infection [7].

Persons with obese BMIs also suffer from immune system dysfunction and chronic inflammation which may impair their ability to fight infection [16,17]. When COVID-19 vaccines were initially rolled out to the public, the Advisory Committee on Immunization Practices (ACIP) included obesity as a qualifier for eligibility in Phase 1c of the COVID-19 vaccine allocations [17]. However, there is hesitation due to safety concerns and alleged decreased immunologic efficacy in this population [18]. Fortunately, COVID-19 vaccines show promising efficacy in various populations while COVID-19 trials do not demonstrate a difference in vaccine efficacy among normal and obese BMI cohorts [19, 20]. Thus, advocating for increased vaccination among obese patients may be an avenue worth considering to mitigate the increased risk of

severe COVID-19 complications among obese patients [20].

Furthermore, there is evidence suggesting that >94% of COVID-19 cases occur among those who are unvaccinated and persons of increased BMI are at increased risk for severe disease outcomes. Misinformation regarding COVID-19 vaccination reaching obese individuals is of utmost concern [18,21]. Aggressive counseling and resolution of misinformation may result in increased vaccination rates among the obese population and may add an extra layer of protection for those particularly vulnerable to severe COVID-19 illness [21].

Finally, social factors may contribute to the worsened outcomes for overweight patients. First, the attention devoted to the COVID-19 virus overshadows other prevalent, chronic diseases that carry increased risk for severe COVID-19 complications [22]. For example, the nationwide stay at home mandates facilitated and exacerbated unhealthy lifestyles and increased the prevalence of obesity during the pandemic [23–25]. A retrospective cohort study of 1,958,638 individuals predicted that 3 month periods of lockdown would result in over one third of individuals moving into the next BMI category within the obese range due to overall reductions in physical activity during the pandemic [26–28]. Thus, public health efforts directed towards an increase in physical activity are crucial in both children and adults due to benefits of enhancing immune function, creating a more robust response to vaccinations, and improving disease outcomes [29]. A recent study showed that adults who met physical activity guidelines had lower odds of hospitalizations, ICU admissions, and death from COVID-19 even after adjusting for comorbid conditions [30]. Furthermore, physical activity has also been shown to improve stress tolerance and decrease the levels of circulating cortisol [31]. While several public campaigns have been launched, such as the #healthyathome initiative by the World Health Organization, it is essential that we continue to increase awareness and promote their importance [32]. Given the uncertainty of the impact of the new coronavirus variant cases and disparities in vaccination rates among states, it is our responsibility to improve the aspects of our physical health that we can control [21].

The COVID-19 pandemic has inflicted substantial burdens on a global scale. Several conditions are known to be risk factors for developing severe COVID-19 illness and are particularly prevalent among patients who are obese. Patients in the obese BMI category exhibit the majority of hospitalizations, ICU admissions, and deaths due to COVID-19 despite comprising less than half of the overall population. Directing

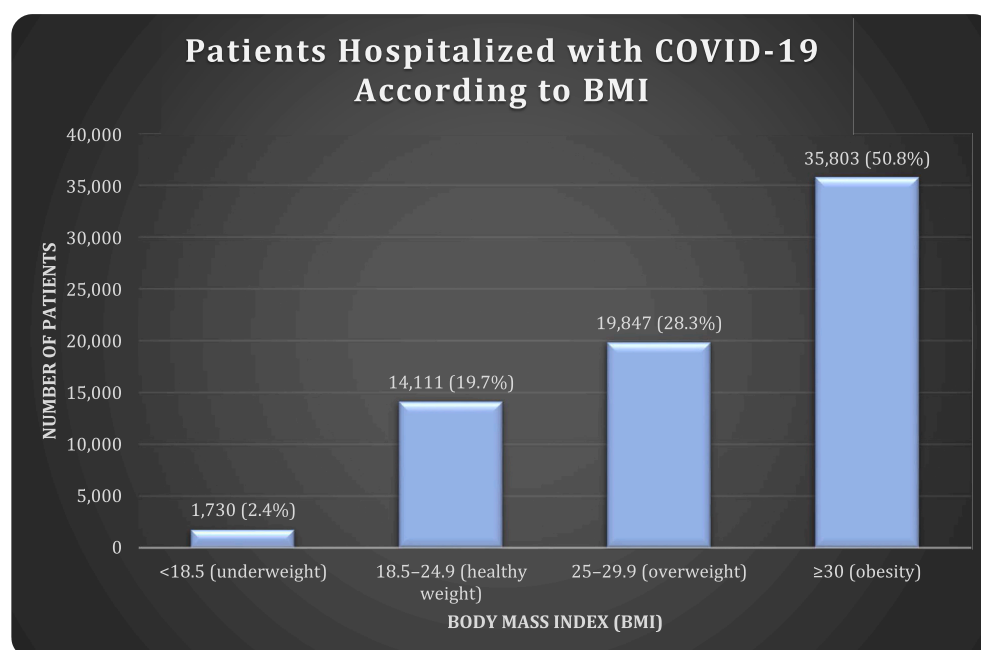


Fig. 1. Number of patients hospitalized with COVID-19 for various BMI ranges. The largest number of COVID-19 hospitalizations was seen in the obese BMI category.

Source: Centers for Disease Control and Prevention. (2021, March 12). Body Mass Index and Risk for COVID-19–Related Hospitalization, Intensive Care Unit Admission, Invasive Mechanical Ventilation, and Death — United States, March–December 2020 https://www.cdc.gov/mmwr/volumes/70/wr/mm7010e4.htm#F1_down. Accessed August 22nd, 2021

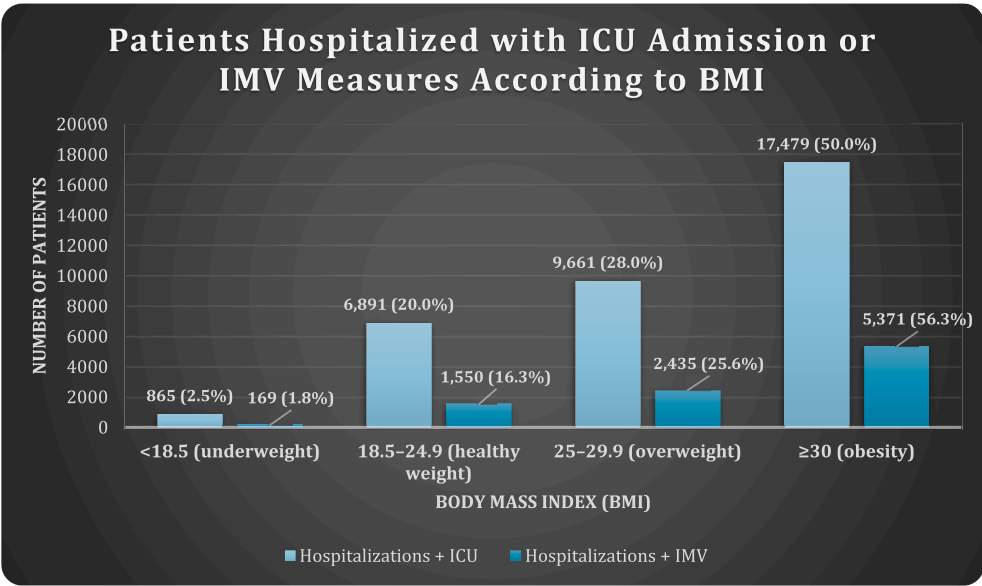


Fig. 2. Number of patients hospitalized with COVID-19 who underwent ICU admission of IMV for various BMI ranges. The largest number of COVID-19 ICU admissions and IMV use was seen in the obese BMI category. Source: Centers for Disease Control and Prevention. (2021, March 12). Body Mass Index and Risk for COVID-19–Related Hospitalization, Intensive Care Unit Admission, Invasive Mechanical Ventilation, and Death — United States, March–December 2020 https://www.cdc.gov/mmwr/volumes/70/wr/mm7010e4.htm#F1_down. Accessed August 22nd, 2021

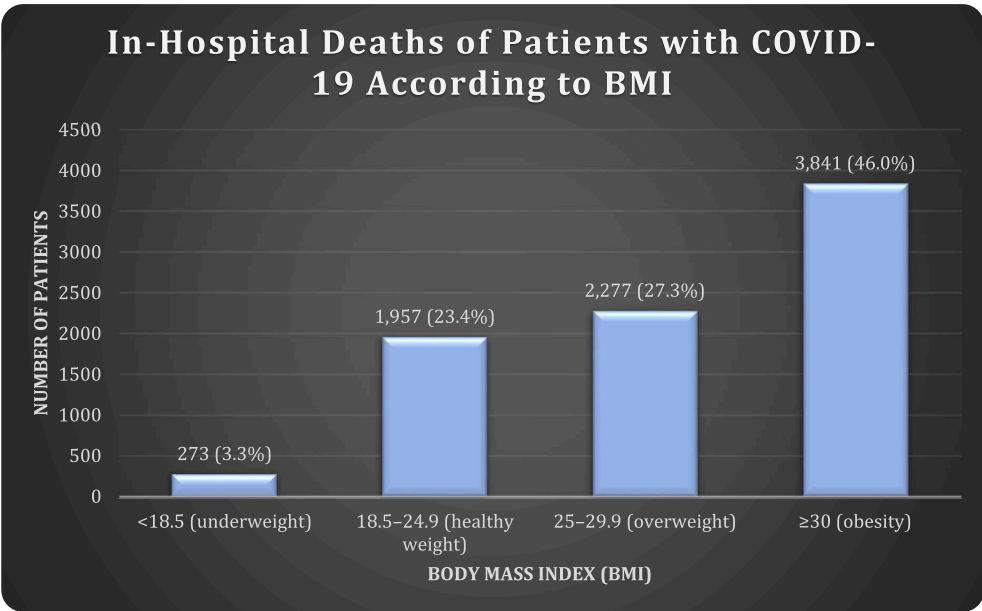


Fig. 3. Number of in-hospital deaths in patients with COVID-19 for various BMI ranges. The largest number of COVID-19 in-hospital deaths was seen in the obese BMI category. Source: Centers for Disease Control and Prevention. (2021, March 12). Body Mass Index and Risk for COVID-19–Related Hospitalization, Intensive Care Unit Admission, Invasive Mechanical Ventilation, and Death — United States, March–December 2020 https://www.cdc.gov/mmwr/volumes/70/wr/mm7010e4.htm#F1_down. Accessed August 22nd, 2021

efforts aimed to increase vaccination rates and lifestyle modifications particularly among individuals who are obese are realistic solutions to consider in order to proactively counteract the increased risk posed to both adults and children.

Provenance and peer review

Not commissioned, externally peer reviewed.

Author contribution

Study design and conception: AE Data collection, interpretation and analysis: BS, SA, CA, AE Manuscript preparation: BS, CA, SA, AE Critical revision of manuscript: BS, CA, SA, AE All authors read and approved the final manuscript.

Authors disclose

No competing interest.

Funding

None.

Sources of funding for your research

None.

Ethical approval

Not applicable.

Research registration Unique Identifying number (UIN)

1. Name of the registry:
2. Unique Identifying number or registration ID:
3. Hyperlink to the registration (must be publicly accessible):

Not applicable.

Author contribution

Please specify the contribution of each author to the paper, e.g. study design, data collections, data analysis, writing. Others, who have contributed in other ways should be listed as contributors.

Guarantor

Adel Elkbuli.

Declaration of competing interest

None.

References

- [1] Centers for Disease Control and Prevention, COVID data tracker. https://covid.cdc.gov/covid-data-tracker/#cases_totalcases. (Accessed 20 September 2021).
- [2] J. Yang, Y. Zheng, X. Gou, et al., Prevalence of comorbidities and its effects in patients infected with SARS-CoV-2: a systematic review and meta-analysis, *Int. J. Infect. Dis.* 94 (2020) 91–95, <https://doi.org/10.1016/j.ijid.2020.03.017>.
- [3] Z. Cai, Y. Yang, J. Zhang, Obesity is associated with severe disease and mortality in patients with coronavirus disease 2019 (COVID-19): a meta-analysis, *BMC Publ. Health* 21 (1) (2021) 1505, <https://doi.org/10.1186/s12889-021-11546-6>. . Published 2021 Aug 4.
- [4] D. Petrakis, D. Margină, K. Tsarouhas, et al., Obesity - a risk factor for increased COVID-19 prevalence, severity and lethality (Review), *Mol. Med. Rep.* 22 (1) (2020) 9–19, <https://doi.org/10.3892/mmr.2020.11127>.
- [5] Centers for Disease Control and Prevention, Defining Adult Overweight & Obesity, 2021. <https://www.cdc.gov/obesity/adult/defining.html>. (Accessed 31 August 2021).
- [6] S.Y. Tartof, L. Qian, V. Hong, et al., Obesity and mortality among patients diagnosed with COVID-19: results from an integrated health care organization, *Ann. Intern. Med.* 173 (10) (2020) 773–781, <https://doi.org/10.7326/M20-3742>.
- [7] Y. Zhou, J. Chi, W. Lv, Y. Wang, Obesity and diabetes as high-risk factors for severe coronavirus disease 2019 (Covid-19), *Diabetes Metab. Res. Rev.* 37 (2) (2021), e3377, <https://doi.org/10.1002/dmrr.3377>.
- [8] L. Kompaniyets, A.B. Goodman, B. Belay, et al., Body mass index and risk for COVID-19-related hospitalization, intensive care unit admission, invasive mechanical ventilation, and death — United States, march–december 2020, *MMWR Morb. Mortal. Wkly. Rep.* 70 (2021) 355–361, <https://doi.org/10.15585/mmwr.mm7010e4>.
- [9] B.M. Popkin, S. Du, W.D. Green, et al., Individuals with obesity and COVID-19: a global perspective on the epidemiology and biological relationships [published correction appears in *Obes Rev.* 2021 Oct;22(10):e13305], *Obes. Rev.* 21 (11) (2020), e13128, <https://doi.org/10.1111/obr.13128>.
- [10] T. Yates, C. Razieh, F. Zaccardi, M.J. Davies, K. Khunti, Obesity and risk of COVID-19: analysis of UK biobank, *Prim. Care. Diabetes.* 14 (5) (2020) 566–567, <https://doi.org/10.1016/j.pcd.2020.05.011>.
- [11] N. Helvacı, N.D. Eyupoglu, E. Karabulut, B.O. Yildiz, Prevalence of obesity and its impact on outcome in patients with COVID-19: a systematic review and meta-analysis, *Front. Endocrinol.* 12 (2021 Feb 25) 598249, <https://doi.org/10.3389/fendo.2021.598249>. PMID: 33716962; PMCID: PMC7947815.
- [12] S. Shailaja, S.M. Nichelle, A.K. Shetty, B.R. Hegde, Comparing ease of intubation in obese and lean patients using intubation difficulty scale, *Anesth. Essays Res.* 8 (2) (2014) 168–174, <https://doi.org/10.4103/0259-1162.134493>.
- [13] A. De Jong, N. Molinari, Y. Pouzeratte, et al., Difficult intubation in obese patients: incidence, risk factors, and complications in the operating theatre and in intensive care units, *Br. J. Anaesth.* 114 (2) (2015) 297–306, <https://doi.org/10.1093/bja/aeu373>.
- [14] M.N. Gong, E.K. Bajwa, B.T. Thompson, D.C. Christiani, Body mass index is associated with the development of acute respiratory distress syndrome, *Thorax* 65 (2010) 44–50, <https://doi.org/10.1136/thx.2009.117572>.
- [15] C.W. Hsu, S.F. Sun, Iatrogenic pneumothorax related to mechanical ventilation, *World J. Crit. Care Med.* 3 (1) (2014) 8–14, <https://doi.org/10.5492/wjccm.v3.i1.8>. Published 2014 Feb 4.
- [16] I.O. Blokhin, S.R. Lentz, Mechanisms of thrombosis in obesity, *Curr. Opin. Hematol.* 20 (5) (2013) 437–444, <https://doi.org/10.1097/MOH.0b013e3283634443>.
- [17] V.R.P. Rokkam, R. Vegunta, K. Prudhvi, et al., Weighing" the risks and benefits - thromboprophylaxis challenges in obese COVID-19 patients, *Obes. Med.* 19 (2020) 100284, <https://doi.org/10.1016/j.obmed.2020.100284>.
- [18] M.J. Townsend, T.K. Kyle, F.C. Stanford, COVID-19 vaccination and obesity: optimism and challenges, *Obesity* 29 (4) (2021) 634–635, <https://doi.org/10.1002/oby.23131>.
- [19] K.R. Woodworth, D. Moulia, J.P. Collins, et al., The advisory committee on immunization Practices' interim recommendation for use of pfizer-BioNTech COVID-19 vaccine in children aged 5–11 Years — United States, november 2021, *MMWR Morb. Mortal. Wkly. Rep.* 70 (2021) 1579–1583, <https://doi.org/10.15585/mmwr.mm7045e1external icon>.
- [20] N. Kipshidze, N. Kipshidze, M. Fried, COVID-19 vaccines: special considerations for the obese population, *Obes. Surg.* 31 (8) (2021) 3854–3856, <https://doi.org/10.1007/s11695-021-05404-y>.
- [21] S. Alfaro, B. Sen-Crowe, M. McKenny, A. Elkbuli, A closer look at U.S COVID-19 vaccination rates and the emergence of new SARS-CoV-2 variants: it's never late to do the right thing, *Ann. Med. Surg. (Lond)* 69 (2021) 102709, <https://doi.org/10.1016/j.amsu.2021.102709>.
- [22] D. Dicker, S. Bettini, N. Farpour-Lambert, et al., Obesity and COVID-19: the two sides of the coin, *Obes. Facts.* 13 (4) (2020) 430–438, <https://doi.org/10.1159/000510005>.
- [23] N.T. Rogers, N. Waterlow, H.E. Brindle, L. Enria, R.M. Eggo, Lees S. Medrxiv, Behavioural Change towards Reduced Intensity Physical Activity Is Disproportionately Prevalent Among Adults with Serious Health Issues or Self-Perception of High Risk during the UK COVID-19 Lockdown, 2020. <https://www.medrxiv.org/content/10.1101/2020.05.12.20098921v1> May 18, 2020.
- [24] C. Clemmensen, M.B. Petersen, T.I.A. Sørensen, Will the COVID-19 pandemic worsen the obesity epidemic? *Nat. Rev. Endocrinol.* 16 (9) (2020) 469–470, <https://doi.org/10.1038/s41574-020-0387-z>.
- [25] E.W. Flanagan, R.A. Beyl, S.N. Fearnbach, A.D. Altazan, C.K. Martin, L.M. Redman, The impact of COVID-19 stay-at-home orders on health behaviors in adults, *Obesity* 29 (2) (2021) 438–445, <https://doi.org/10.1002/oby.23066>.
- [26] M. Katsoulis, L. Pasea, A.G. Lai, et al., Obesity during the COVID-19 pandemic: both cause of high risk and potential effect of lockdown? A population-based electronic health record study, *Publ. Health* 191 (2021) 41–47, <https://doi.org/10.1016/j.puhe.2020.12.003>.
- [27] F. Rubino, R.V. Cohen, G. Mingrone, C.W. le Roux, J.I. Mechanick, D.E. Arterburn, Bariatric and metabolic surgery during and after the COVID-19 pandemic: DSS recommendations for management of surgical candidates and postoperative patients and prioritisation of access to surgery, *Lancet Diabetes Endocrinol.* 8 (7) (2020 Jul) 640–648.
- [28] S. Sun, A.A. Folarin, Y. Ranjan, Z. Rashid, P. Conde, C. Stewart, RADAR-CNS consortium . Arxiv, Using Smartphones and Wearable Devices to Monitor Behavioural Changes during COVID-19, 2020. <https://arxiv.org/ftp/arxiv/papers/2004/2004.14331.pdf>. (Accessed 17 April 2020).
- [29] C.D. Economos, W.H. Dietz, K. Tullie, J.F. Sallis, Physical activity may mitigate COVID-19 infections in people with obesity: a call to action [published online ahead of print, 2021 Aug 6], *Obesity* (2021), <https://doi.org/10.1002/oby.23269>, 10.1002/oby.23269.
- [30] R. Sallis, D.R. Young, S.Y. Tartof, et al., Physical inactivity is associated with a higher risk for severe COVID-19 outcomes: a study in 48 440 adult patients [published online ahead of print, 2021 Apr 13], *Br. J. Sports Med.* (2021), <https://doi.org/10.1136/bjsports-2021-104080>. :bjsports-2021-104080.
- [31] J.F. Sallis, M. Pratt, Multiple benefits of physical activity during the Coronavirus pandemic, *Rev. Brasileira de Atividade Física & Saúde.* 25 (2020) 1–5.
- [32] World Health Organization, #Healthyathome, 2021. <https://www.who.int/campaigns/connecting-the-world-to-combat-coronavirus/healthyathome>. (Accessed 29 August 2021).