

9-30-2016

FIU Digital Commons Annual Report, FY 2015-2016

Jill V. Krefft

Florida International University, jkrefft@fiu.edu

Follow this and additional works at: http://digitalcommons.fiu.edu/dc_annualreport



Part of the [Library and Information Science Commons](#)

Recommended Citation

Krefft, Jill V., "FIU Digital Commons Annual Report, FY 2015-2016" (2016). *FIU Digital Collections Center Annual Reports*. 7.
http://digitalcommons.fiu.edu/dc_annualreport/7

This work is brought to you for free and open access by the FIU Libraries at FIU Digital Commons. It has been accepted for inclusion in FIU Digital Collections Center Annual Reports by an authorized administrator of FIU Digital Commons. For more information, please contact dcc@fiu.edu.

*Statistics and data illustrating the use and
impact of FIU's Institutional Repository
Collections*

FIU Digital Commons Annual Report

FY 2015-2016

Jill Krefft
Institutional Repository Coordinator

Background

FIU's Institutional Repository is a full-text, online, open access repository and publishing platform for the scholarship, creative output and history of FIU. The goals of the repository are to:

- Serve as a persistent and centralized access point for FIU scholarship and creative works
- Promote faculty and student research to a global community
- Preserve the history, growth and development of FIU
- Provide a platform for faculty to post Open Access copies of publications to meet OA requirements of funding agencies.

The Institutional Repository is managed and administered by Jill Krefft, Institutional Repository Coordinator; Jamie Rogers, Assistant Department Head Digital Collections Center; with additional support from the staff of the FIU Digital Collections Center, Special Collections and University Archives, and University Graduate School. More information is available at:

<http://digitalcommons.fiu.edu/about.html>

The repository is hosted by Berkley Electronic Press, which boasts a strong network of over 300 institutions across the globe. Our repository hosts over 11,000 papers, presentations, reports, images, and videos from over 50 departments and centers.

FY 2015-2016 Highlights

- Digital Commons saw **tremendous growth** with over 2,085 records.
- Digital Commons saw **a 15% increase in full text downloads** from 374,433 in FY 2014-2015 to 430,144 in FY 2015-2016.
- The **top three most downloaded collections** were the Electronic Theses and Dissertations Collection (204,766); South Florida Education Research Conference Proceedings (81,022); and The Hospitality Review (51,686). Each of these collections received considerably more downloads this year than in past years.
- As part of the **Sea Level Rise initiative** at FIU, Digital Commons collected materials from the "Eyes on the Rise" project from the School of Journalism and Mass Communication. These items were the basis of the student project "Submerging the Sunshine: Explore Sea Level Rise in South Florida" an online exhibition for exploring the topic of Sea Level Rise.
- Digital Commons saw an **increase in conference and event hosting**, including the FIU Undergraduate Research Conference, The First Folio Exhibition, Shakespeare at the Betsy, and the annual GIS Day event.
- With support from **Tech Fee funding**, Digital Collections Center staff in partnership with the Division of IT and Special Collections and University Archives, continued work on the **retrospective theses and dissertation (RTD) digitization project** to digitize and make available through Digital Commons the collection of bound theses and dissertations held by the FIU Libraries. A total of 854 RTDs have been processed, uploaded to Digital Commons and sent to the Florida Digital Archive (FDA) for long term preservation.

Looking Ahead:

For FY 2016-2017, we look forward to:

- Expanding undergraduate and graduate collections and services by:
 - Integrating ORCID for graduate authors into institutional repository records;
 - Launching the ETD Data Pilot Program supporting ETD data archiving for graduate students;
- Working with partners in the Office of Research and Economic Development, the University Graduate School and the Provost's office to:
 - Increase accessibility and discoverability of faculty publications;
 - Explore enhanced opportunities to promote faculty researchers to the global community.
- Continued support of FIU Preeminent Programs and Organizational Research Units;
- Continued ingest of retrospective theses and dissertations;
- Develop new resources and explore new approaches to support faculty and student scholarly outputs through participation in the Research and Scholarly Strategies Group.

Readership Distribution

Collections in Digital Commons are accessed by individuals and institutions across the globe. The readership distribution illustrates the reach and visibility of our collections to the global community.



This map indicates the number of downloads by country in the FY 2015-2016.

Readership by Country

- | | | |
|-----------------------|------------------|---------------|
| 1. United States | 11. Germany | 21. Turkey |
| 2. China | 12. Indonesia | 22. Nigeria |
| 3. United Kingdom | 13. Viet Nam | 23. Kenya |
| 4. India | 14. Pakistan | 24. Brazil |
| 5. Philippines | 15. Korea | 25. Italy |
| 6. Canada | 16. Netherlands | 26. Thailand |
| 7. France | 17. Spain | 27. Hong Kong |
| 8. Malaysia | 18. Iran | 28. Singapore |
| 9. Russian Federation | 19. Mexico | 29. Japan |
| 10. Australia | 20. South Africa | 30. Colombia |

Readership by Academic Institution - Top 50

A ranking of academic institutions that accessed FIU Digital Commons collections in FY2015-2016

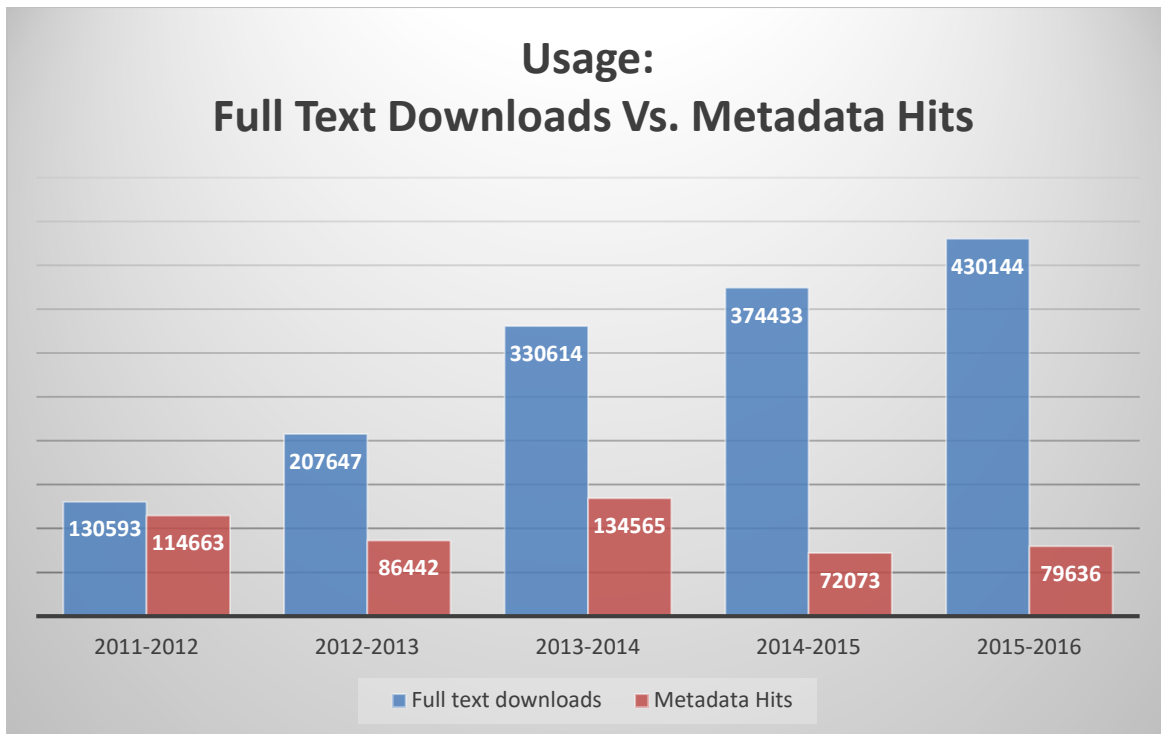
1. Florida International University
2. North Carolina Research and Education Network
3. University of Miami
4. University of Florida
5. Miami-Dade County Public Schools
6. Miami Dade College
7. MOEC
8. New York University
9. Universiti Putra Malaysia Campus Network
10. University of Missouri - DBA the Missouri Research and Education Network
11. University of Maryland
12. Georgia Department of Education
13. Colorado State University
14. Taiwan Academic Network
15. Cornell University
16. Research Center of Theoretical Physics & Mathematics (IPM)
17. Universiti Teknologi Malaysia
18. University of Central Florida
19. University of California Los Angeles
20. University of South Florida
21. Florida State University
22. Danmarks Tekniske Universitet
23. Columbia University
24. Department of Education
25. Indiana University



26. Florida Atlantic University
27. University of Minnesota
28. Texas A&M University
29. Ohio State University
30. Yale University
31. Stanford University
32. The Pennsylvania State University
33. University of Tennessee
34. Michigan State University
35. Arizona State University
36. Universiti Sains Malaysia Penang Malaysia
37. University of Texas at Austin
38. University of Arizona
39. Boston University
40. University of Houston
41. University of Wisconsin Madison
42. Purdue University
43. Oxford University
44. University of Colorado
45. University of California at Berkeley
46. University of Pennsylvania
47. Washington School Information Processing Cooperative
48. Broward County School Board
49. Nova Southeastern University
50. University of Illinois

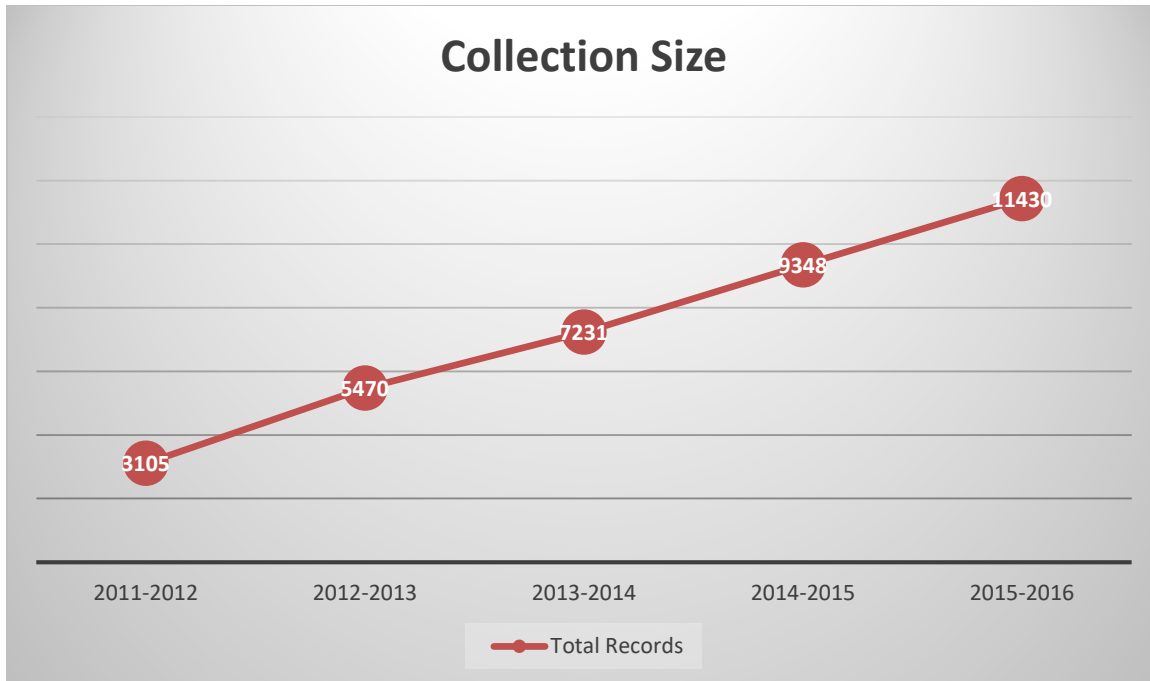
Growth Over the Years

Digital Commons began tracking its usage in 2011. As illustrated below, Digital Commons has seen tremendous growth in both collection usage and size.



The Usage graph above illustrates full text downloads vs. metadata only access of content in Digital Commons. Full text downloads are accessed more for a number of reasons:

1. Search engines like Google and Google Scholar rank full text content higher in their results, making those full text documents more discoverable and increasing access.
2. Digital Commons contains mostly full text content, with only some content that is metadata only, or restricted by embargo or due to copyright.




Since 2011, collection size has increased annually at a steady pace. Strategic partnerships across campus departments, centers and institutes as well as outreach to faculty and students have led to the steady growth of these collections. In FY2015-2016, Digital Commons partnered with the Honors College to include over 150 papers and abstracts from their Undergraduate Research Conference. In addition, we continued to strengthen our collaborative relationships with the Cuban Research Institute, FCE-LTER, the School of Journalism and Mass Communication, the University Graduate School and others that is reflected in the growth of those collections.

The DCC Team

Digital Collections Center staff support the IR in many ways including scanning, document processing, metadata creation and provide consultation, training and workshops for our users.



Jill Krefft
Institutional Repository
Coordinator



Jamie Rogers
Assistant Director
Digital Collections
Center




Rebecca J. Bakker
Digital Projects
Coordinator



Ivy Torres Morales
GIS/IR Library Associate



Margarita Perez
Database & Metadata
Management Librarian



Shadee Sarram-Rios
Digital Specialist



Martin Kass
Metadata Specialist

Statistics Highlights

Faculty Research

Faculty Research Collections are defined as collections that include materials derived from FIU research efforts and projects including journal articles, presentations, technical reports, and images.

The top five most downloaded Faculty Research collections in 2015-2016 were:

1. FCE LTER Image Collection (10,584)
2. LACC Occasional Paper Series, Dialogues (8,239)
3. FCE LTER Journal Articles (3,510)
4. Department of Economics Working Paper Series (2,200)
5. Works of the FIU Libraries (1,578)

Collection	New Records	Total Records	Record Hits	Hits per record	Full text downloads	Downloads Per record
Africana and Africana Diaspora Faculty Presentations	4	19	160	8	545	28
Department of Biomedical Engineering Faculty Publications		7	27	1	701	32
Center for Leadership Current Research		12	133	1	560	5
Center for the Study of Matter at Extreme Conditions (CESMEC)		1	1	11	41	21
Center for Humanities in the Urban Environment	10	10	28	0	0	18
College of Medicine Faculty Publications	5	31	201	3	837	100
College of Medicine Image Collection (Faculty)	2	2	27	11	1	46
Department of Biological Sciences Faculty Publications		69	291	1	510	41
Department of Biostatistics Faculty Publications		1	1	2	4	0
Department of Chemistry Faculty Publications		5	19	59	132	130

Collection	New Records	Total Records	Record Hits	Hits per record	Full text downloads	Downloads Per record
Department of Computing and Information Sciences Faculty Publications		6	6	0	259	0
Department of Dietetics and Nutrition	3	31	341	6	756	27
Department of Earth and Environment Faculty Publications		1	2	0	11	79
Department of Economics Occasional Paper Series	3	10	24	13	112	0
Department of Economics Working Papers Series	23	103	115	2	2200	0
Department of Electrical and Computing Engineering Faculty Publications		8	19	1	167	4
Department of Global and Sociocultural Studies Faculty Publications		2	11	0	50	0
Department of Mathematics Faculty Publications		5	12	1	76	8
Department of Mechanical and Materials Engineering Faculty Publications		1	8	10	149	0
Department of Physics Faculty Publications		7	13	4	174	7
Department of Social Work Faculty Publications		2	12	1	19	5
Department of Teaching and Learning Faculty Publications		3	4	0	53	3
Discussion Papers in Economics and Banking		9	42	1	924	4
DRR Books		1	20	3	46	26
DRR Faculty		9	23	1	541	43
DRR GAR		1	4	11	0	24
Environmental and Occupational Health		23	80	2	872	11
Faculty Books		3	33	2	6	11
FCE LTER Books		2	68	1	0	21

Collection	New Records	Total Records	Record Hits	Hits per record	Full text downloads	Downloads Per record
FCE LTER Images	92	351	363	2	10584	20
FCE LTER Journal Articles	45	394	2249	5	3510	25
FCE LTER Reports	5	15	13	2	368	15
GIS Center	35	65	647	8	855	149
GIS Day*	10	10	81	1	77	24
Infrastructure systems of systems research group		7	79	6	246	9
LACC Occasional Paper Series		3	15	1	725	17
LACC Occasional Paper Series, Dialogues		62	292	9	8239	18
LACC Working Paper Series		11	47	22	524	25
Open Access Publishing Fund	3	5	20	4	135	102
Sea Level Rise	81	89	426	20	1554	46
SERC Research Reports		100	201	2	930	60
Telecommunications and Information Technology Institute Faculty Publications		1	0	4	11	0
Works of the FIU Libraries	21	45	285	2	1578	0
Totals	342	1542	6443		39082	

Student Collections

These collections include original research created primarily by undergraduate and graduate students.

The top 3 downloaded collections are:

1. Electronic Theses and Dissertations [ETDs] (204,766)
2. South Florida Education Research Conference [SFERC] (81,022)
3. Disaster Risk Reduction Program Student Research (846)

Collection	New Records	Total Records	Record Hits	Hits per record	Full text downloads	Downloads Per record
Africana and Africana Diaspora Student Presentations	6	16	25	8	526	28
Asian Studies Graduate Work*	1	1	11	1	21	5
Department of Biological Sciences - Undergraduate Honors Theses	5	71	746	1	17	5
DRR Student		12	26	11	846	21
ETD	545	2471	27433	0	204766	18
FIU Undergraduate Research Conference*	154	154	825	3	671	100
Honors College Research Collection*	1	1	20	11	12	46
IPPCS Student Work	1	4	45	2	448	0
McNair Journal		3	30	59	92	130
Proquest Dissertations	158	2071	20328	0	0	0
SAGGSA Conference	11	23	258	6	0	27
SERC Dissertations and Thesis		1	3	0	67	79
SFERC	48	425	2165	13	81022	0
Totals	930	5253	51915		288488	

University Archives/Administrative Documents

These collections represent materials that have been:

- Digitized from the Special Collections and University Archives Department
- Born digital administrative documents and university archival materials

The top 3 downloaded collections are:

1. The Beacon (15954)
2. FIU Course Catalogs (5592)
3. MPO Community Reports (1842)

Collection	New Records	Total Records	Record Hits	Hits per record	Full text downloads	Downloads Per record
Beacon	68	851	203	8	15954	28
College of Medicine Archival		852	592	1	69	16
Cuban Research Institute Events	170	282	321	1	1145	5
Cuban Research Institute Videos	51	51	36	11	0	21
Cuba Poll	5	9	9	0	76	18
Department of Biomedical Engineering Annual Reports		12	23	3	62	100
Department of Biomedical Engineering STATS Newsletter		11	5	11	34	46
Digital Commons Annual Report	2	5	46	1	94	41
Digital Initiatives	1	3	67	2	77	0
FIU Course Catalogs	5	69	2284	59	5592	130
FIU Images		75	1111	0	860	0

Collection	New Records	Total Records	Record Hits	Hits per record	Full text downloads	Downloads Per record
FIU Video	20	153	389	6	0	27
FIU Yearbooks		9	245	0	830	79
Frost Catalogs		42	29	13	650	0
Frost Videos	38	74	224	2	0	0
Frost Green Lecture Videos		1	0	1	0	4
IR&S Reports*	1	1	2	0	2	0
MIUS News		10	29	1	49	8
MPO Community Reports	109	176	179	10	1842	0
Office of the Controller Annual Reports	2	26	35	4	69	7
ORED Publications	10	43	66	1	133	5
Student Leadership Summit Event Photos		19	222	0	454	3
Student Leadership Summit Time Capsule		4	4	1	0	4
Syllabi	16	16	67	3	154	26
UGS Annual Report		1	5	1	3	43
Wolfsonian Photos		60	104	11	0	24
Wolfsonian Video		1	6	2	0	11
TOTALS	16	2856	6303		28149	

Peer Reviewed Journals

These are peer reviewed journals that are managed by members of FIU and are housed in Digital Commons.

Collection	New Records	Total Records	Record Hits	Hits per record	Full text downloads	Downloads Per record
Class, Race, Corporate Power	14	54	3218	8	7023	28
Hospitality Review	1	554	8456	1	51686	32
LACC Hemisphere	2	41	37	1	743	5
McNair Journal		3	30	11	92	21
Revista Electrónica Leer, Escribir Y Descubrir	2	2	24	0	184	18
Totals	19	654	11765		59728	